

MONTAGE[®]



RESIDENTIAL ORNAMENTAL STEEL FENCE

Montage ornamental steel fence is *unparalleled in strength* and quality, *adapts to virtually any terrain, withstands vast shifts in climate* yet remains untouched by time in stately elegance. This fence offers an *array of customizable options* to fit your unique sense of style and application.



PRIMARY APPLICATIONS

- ***Single Family Residence***
- ***Apartments (Multi-Family)***
- ***Airports***
- ***Golf Courses***



FENCE PRODUCTS

AMERISTARFENCE.COM | 888-333-3422

ASSA ABLOY, the global leader in door opening solutions

AMERISTAR[®]

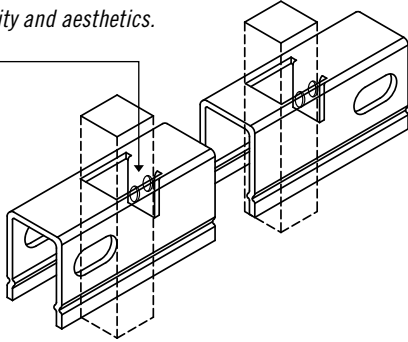
ASSA ABLOY

MONTAGE®

RESIDENTIAL ORNAMENTAL STEEL FENCE

.625"sq x 18ga PICKETS | .9375" x 1.25" x 14ga RAILS | 2"sq x 16ga POSTS

Each picket is precisely welded at each rail intersection providing all-terrain flexibility and aesthetics.



STYLE OPTIONS



Also available in Pool, Pet & Play (3" air spacing) – styles vary

PROFUSION WELDED STEEL



PROFUSION WELDING

All Montage fence panels are fabricated using Ameristar's ProFusion welding process. This technique combines laser and fusion technology to create a virtually invisible structural connection at every picket to rail intersection. Unlike typical aluminum fence systems that are held together with unsightly screws, the ProFusion weld used with Montage promotes a "good neighbor" profile with sleek lines and no exposed picket to rail fasteners. When compared to aluminum fencing, Montage's welded steel construction is unmatched in strength and durability.



E-COAT™ PROTECTIVE FINISH

Montage galvanized steel framework is subjected to a multi-stage pre-treatment/wash (with zinc phosphate), followed by a duplex cathodic electrocoat system consisting of an epoxy primer, which significantly increases corrosion protection, and an acrylic topcoat, which provides the protection necessary to withstand adverse weathering effects. This process results in years of maintenance-free ownership.



LIFETIME LIMITED WARRANTY

The Montage families of fencing products are manufactured from superior quality materials by skilled craftsmen with the highest standards of workmanship in the industry. Ameristar is confident in offering Montage with a lifetime limited warranty.



DOMESTIC MANUFACTURING

Ameristar is committed to providing products that are manufactured in the USA. We have made significant investments in technology, process improvement, and employee training in an effort to secure American jobs and combat inferior import products.



FENCE PRODUCTS

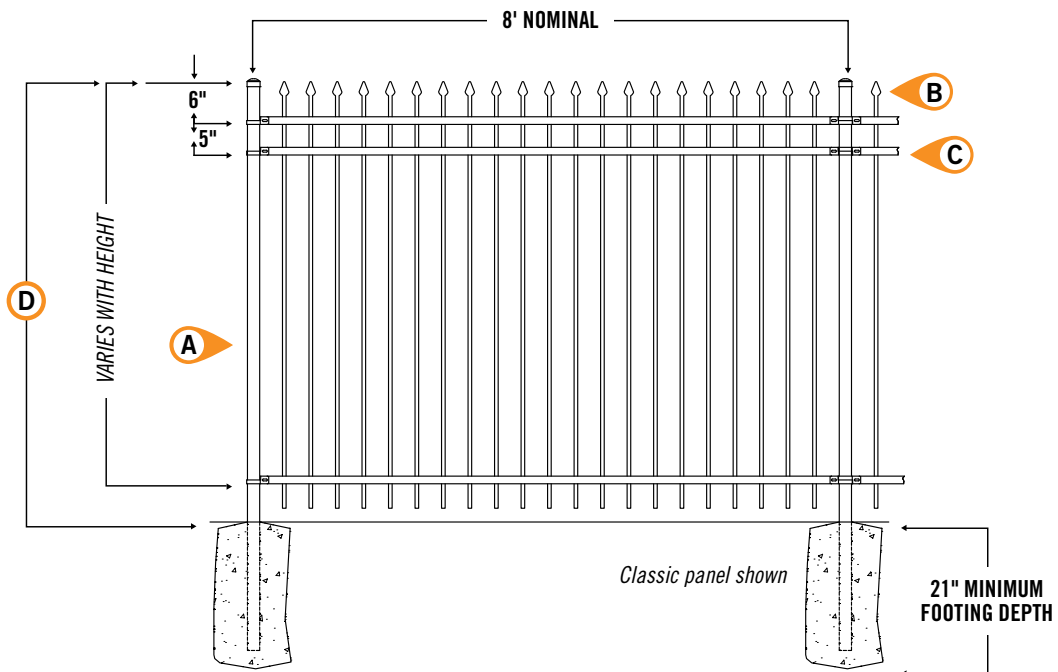
TO PLACE YOUR ORDER CALL 888-333-3422

VISIT AMERISTARFENCE.COM

MONTAGE® | 2 & 3-RAIL OPTIONS | 3" & 4" AIR-SPACE OPTIONS

STANDARD BOTTOM & FLUSH BOTTOM OPTIONS AVAILABLE

PATENT NUMBERS: 7071439, 7621510, 7980534, 8523150, 9840854



- Ⓐ 2"sq x 16ga POSTS
- Ⓑ 0.590"sq x 18ga PICKETS
- Ⓒ 0.9375"w x 1.25"h x 14ga RAILS
- Ⓓ 3', 3.5', 4', 4.5', 5' & 6' PANEL HEIGHTS

Refer to construction specification & tables within this section for recommended post space by bracket type

Effective: 01/01/18

MONTAGE® | 2-RAIL PANELS | 4" AIR GAP

STANDARD BOTTOM | 8' PANEL LENGTH (94" actual width) | 21 PICKETS PER PANEL | 40 PANELS PER PALLET

| PANEL | ITEM NUMBER | WEIGHT | STOCKING |
|-------|-------------|--------|-----------------|
| 3' | R☒⊗234 | 30 lbs | ☉ |
| 3.5' | R☒⊗240 | 33 lbs | ☉ |
| 4' | R☒⊗246 | 36 lbs | CB MB GB |
| 5' | R☒⊗258 | 43 lbs | CB MB |

☒ = FENCE STYLES AVAILABLE | **C** = Classic **M** = Majestic **G** = Genesis
W = Warrior **L** = Crescent*

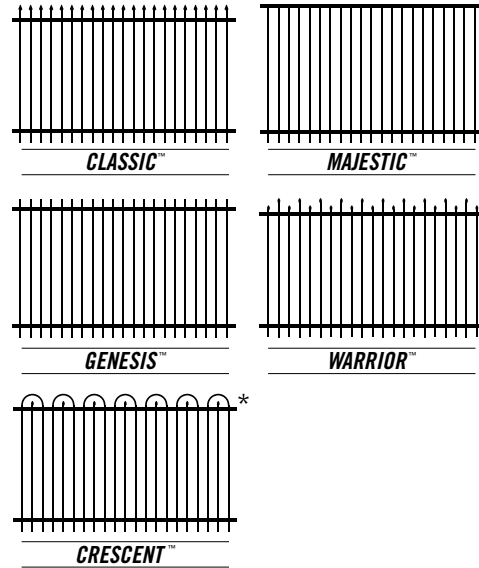
⊗ = COLOR OPTIONS AVAILABLE | **B** = Black **N** = Bronze

☉ = NON-STOCKED PRODUCT

For details, see Ameristar's Sales Policy in the catalog guide.

Notes: Genesis panels are packaged with BLACK picket plugs for black & bronze.

* Not Rackable panels.



MONTAGE® | 2-RAIL PANELS | 3" AIR GAP

STANDARD BOTTOM | 8' PANEL LENGTH (94" actual width) | 26 PICKETS PER PANEL | 40 PANELS PER PALLET

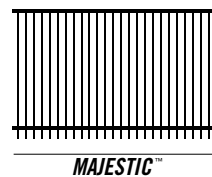
| PANEL | ITEM NUMBER | WEIGHT | STOCKING |
|-------|-------------|--------|----------|
| 3' | RM⊗234-3 | 34 lbs | ☉ |
| 3.5' | RM⊗240-3 | 38 lbs | ☉ |
| 4' | RM⊗246-3 | 44 lbs | ☉ |

⊗ = COLOR OPTIONS AVAILABLE | **B** = Black **N** = Bronze

☉ = NON-STOCKED PRODUCT

For details, see Ameristar's Sales Policy in the catalog guide.

* Not Rackable panels.



MONTAGE® | 2-RAIL PANELS | 4" AIR GAP

FLUSH BOTTOM | 8' PANEL LENGTH (94" actual width) | 21 PICKETS PER PANEL | 40 PANELS PER PALLET

| PANEL | ITEM NUMBER | WEIGHT | STOCKING |
|-------|-------------|--------|-----------|
| 3' | R☒⊗234F | 30 lbs | <u>MB</u> |
| 3.5' | R☒⊗240F | 33 lbs | <u>MB</u> |
| 4' | R☒⊗246F | 36 lbs | <u>MB</u> |
| 5' | R☒⊗258F | 43 lbs | ⊙ |

☒ = FENCE STYLES AVAILABLE | C = Classic M = Majestic G = Genesis
W = Warrior L = Crescent*



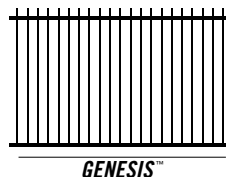
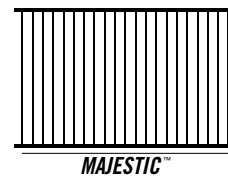

⊗ = COLOR OPTIONS AVAILABLE | B = Black N = Bronze

⊙ = NON-STOCKED PRODUCT

For details, see Ameristar's Sales Policy in the catalog guide.

Notes: Genesis panels are packaged with BLACK picket plugs for black & bronze.

* Not Rackable panels.



MONTAGE® | 2-RAIL PANELS | 3" AIR GAP

FLUSH BOTTOM | 8' PANEL LENGTH (94" actual width) | 26 PICKETS PER PANEL | 40 PANELS PER PALLET

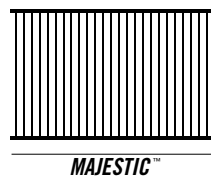
| PANEL | ITEM NUMBER | WEIGHT | STOCKING |
|-------|-------------|--------|----------|
| 3' | RM⊗234F-3 | 34 lbs | ⊙ |
| 3.5' | RM⊗240F-3 | 38 lbs | ⊙ |
| 4' | RM⊗246F-3 | 44 lbs | ⊙ |

⊗ = COLOR OPTIONS AVAILABLE | B = Black N = Bronze

⊙ = NON-STOCKED PRODUCT

For details, see Ameristar's Sales Policy in the catalog guide.

* Not Rackable panels.



MONTAGE® | 3-RAIL PANELS | 4" AIR GAP

STANDARD BOTTOM | 8' PANEL LENGTH (94" actual width) | 21 PICKETS PER PANEL | 40 PANELS PER PALLET

| PANEL | ITEM NUMBER | WEIGHT | STOCKING |
|-------|-------------|--------|--------------------|
| 3' | R☒☒334 | 35 lbs | MB |
| 3.5' | R☒☒340 | 39 lbs | MB |
| 4' | R☒☒346 | 42 lbs | CB MB GB MN |
| 5' | R☒☒358 | 49 lbs | CB MB GB |
| 6' | R☒☒370 | 55 lbs | CB MB GB |

☒ = FENCE STYLES AVAILABLE | **C** = Classic **M** = Majestic **G** = Genesis
W = Warrior **L** = Crescent*

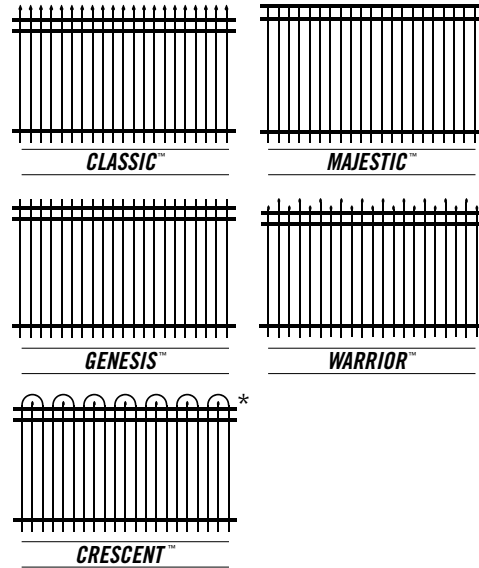
☒ = COLOR OPTIONS AVAILABLE | **B** = Black **N** = Bronze

⊙ = NON-STOCKED PRODUCT

For details, see Ameristar's Sales Policy in the catalog guide.

Notes: Genesis panels are packaged with BLACK picket plugs for black & bronze.

* Not Rackable panels.



MONTAGE® | 3-RAIL PANELS | 3" AIR GAP

STANDARD BOTTOM | 8' PANEL LENGTH (94" actual width) | 26 PICKETS PER PANEL | 40 PANELS PER PALLET

| PANEL | ITEM NUMBER | WEIGHT | STOCKING |
|-------|-------------|--------|-----------|
| 3' | R☒☒334-3 | 40 lbs | ⊙ |
| 3.5' | R☒☒340-3 | 44 lbs | ⊙ |
| 4' | R☒☒346-3 | 50 lbs | MB |
| 5' | R☒☒358-3 | 55 lbs | MB |
| 6' | R☒☒370-3 | 62 lbs | ⊙ |

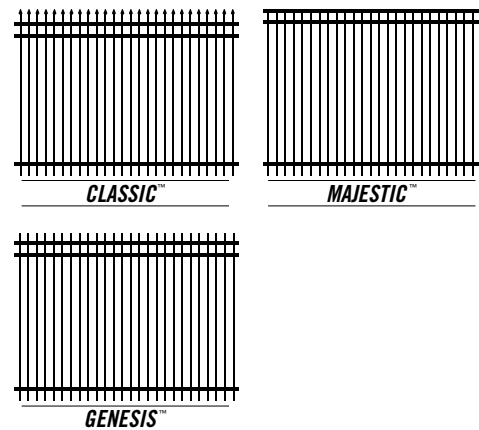
☒ = FENCE STYLES AVAILABLE | **C** = Classic **M** = Majestic **G** = Genesis

☒ = COLOR OPTIONS AVAILABLE | **B** = Black **N** = Bronze

⊙ = NON-STOCKED PRODUCT

For details, see Ameristar's Sales Policy in the catalog guide.

* Not Rackable panels.



MONTAGE® | 3-RAIL PANELS | 4" AIR GAP

FLUSH BOTTOM | 8' PANEL LENGTH (94" actual width) | 21 PICKETS PER PANEL | 40 PANELS PER PALLET

| PANEL | ITEM NUMBER | WEIGHT | STOCKING |
|-------|-----------------|--------|-----------|
| 3' | R☒☒334F | 35 lbs | ☉ |
| 3.5' | R☒☒340F | 39 lbs | ☉ |
| 4' | R☒☒346F | 42 lbs | <u>MB</u> |
| 4.5' | <u>RM</u> ☒354F | 48 lbs | <u>MB</u> |
| 5' | R☒☒358F | 49 lbs | <u>MB</u> |
| 6' | R☒☒370F | 55 lbs | ☉ |

☒ = FENCE STYLES AVAILABLE | C = Classic M = Majestic G = Genesis
W = Warrior L = Crescent*

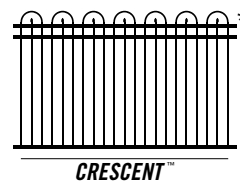
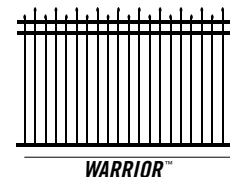

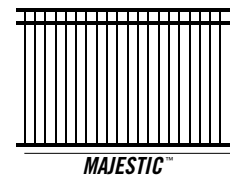
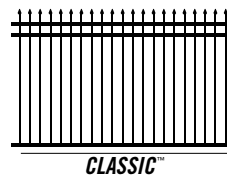
☒ = COLOR OPTIONS AVAILABLE | B = Black N = Bronze

☉ = NON-STOCKED PRODUCT

For details, see Ameristar's Sales Policy in the catalog guide.

Notes: Genesis panels are packaged with BLACK picket plugs for black & bronze.

* Not Rackable panels.



MONTAGE® | 3-RAIL PANELS | 3" AIR GAP

FLUSH BOTTOM | 8' PANEL LENGTH (94" actual width) | 26 PICKETS PER PANEL | 40 PANELS PER PALLET

| PANEL | ITEM NUMBER | WEIGHT | STOCKING |
|-------|-------------------|--------|----------|
| 3' | R☒☒334F-3 | 40 lbs | ☉ |
| 3.5' | R☒☒340F-3 | 44 lbs | ☉ |
| 4' | R☒☒346F-3 | 50 lbs | ☉ |
| 4.5' | <u>RM</u> ☒354F-3 | 55 lbs | ☉ |
| 5' | R☒☒358F-3 | 56 lbs | ☉ |
| 6' | R☒☒370F-3 | 63 lbs | ☉ |

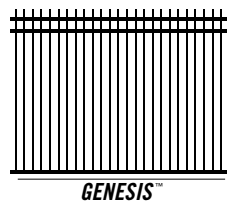

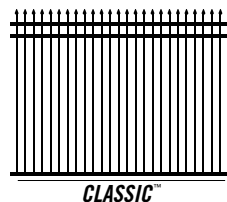
☒ = FENCE STYLES AVAILABLE | C = Classic M = Majestic G = Genesis

☒ = COLOR OPTIONS AVAILABLE | B = Black N = Bronze

☉ = NON-STOCKED PRODUCT

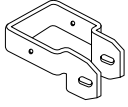
For details, see Ameristar's Sales Policy in the catalog guide.

* Not Rackable panels.

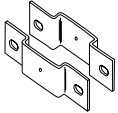


MONTAGE® | BRACKETS

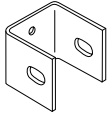
AVAILABLE IN BAG QUANTITIES ONLY



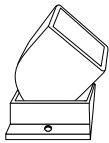
| DESCRIPTION | ITEM NUMBER | BAG QTY | BOX QTY | WEIGHT |
|--|-------------|---------|---------|---------|
| Universal Boulevard Bracket | Bⓧ102R | 2 | 75 bags | .27 lbs |
| <i>Bags packaged with: #10 x .75" self-drilling screws .25" x 1.5" carriage bolts .25" flange nuts</i> | | | | |



| | | | | |
|---|--------|---|---------|---------|
| Line Bracket | Bⓧ104R | 2 | 60 bags | .47 lbs |
| <i>Bags packaged with: #10 x .75" self-drilling screws .25" x 1.5" carriage bolts .25" flange nuts Use as a Boulevard Bracket around a 2" post to join two adjacent fence panels in-line.</i> | | | | |



| | | | | |
|--|--------|---|----------|---------|
| Flat Mount Bracket | Bⓧ105R | 2 | 150 bags | .15 lbs |
| <i>Bags packaged with: #14 x .75" self-drilling screws .25" x 1.5" carriage bolts .25" flange nuts Use to attach fence panels to walls, wood posts, etc.</i> | | | | |



| | | | | |
|---|-------|---|---------|---------|
| Swivel Bracket | Bⓧ106 | 2 | 60 bags | .20 lbs |
| <i>Bags packaged with: #10 x .75" self-drilling screws #10 x .625" flat head Phillips screw. Use for oblique angle intersections.</i> | | | | |

ⓧ = COLOR OPTIONS AVAILABLE | B = Black N = Bronze

MONTAGE® | FINIALS & ADORNMENTS

FINIALS & PICKET PLUGS FOR GENESIS PANELS ONLY




QUAD FLARE
.590" / .2 lbs
Aⓧ301




TRIAD
.590" / .2 lbs
Aⓧ302



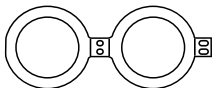
ROYALTY
.590" / .2 lbs
Aⓧ303



BUTTERFLY SCROLL
.590" / .2 lbs
Hⓧ058



DOUBLE RINGS
.590" / .7 lbs
Aⓧ102



CORONA
.590" / .35 lbs
Aⓧ103*



SERPENTINE SCROLL
.590" / .75 lbs
Hⓧ059

.590" PRESS FIT PICKET FINIALS

» 21 finials required per panel with 4" air-space

» 26 finials required per panel with a 3" air-space

* Picket plugs in bag quantities only / 21 plugs per bag

ⓧ = COLOR OPTIONS AVAILABLE | B = Black N = Bronze

NOTE: Picket plugs are available in bag quantities only / 21 plugs per bag. Item number = AB502

MONTAGE PANEL ADORNMENTS

» Fit in between / on the face of top rails on 3-rail panels

» #10 self-drilling screws included

» 11 adornments required per panel

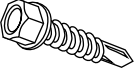

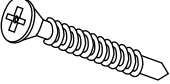
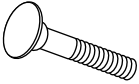

» Die cast aluminum / Corona pressed steel*

ⓧ = COLOR OPTIONS AVAILABLE | B = Black N = Bronze

Effective: 01/01/18

MONTAGE® | FASTENERS

AVAILABLE IN BAG QUANTITIES ONLY (Phillips head screws sold individually)

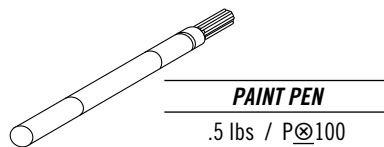
| | DESCRIPTION | ITEM NUMBER / BLACK | BAG QTY |
|---|--|---------------------|---------|
|  | #14 x .75" Tek Screw | H⊗524P-50 | 50 |
| | <i>Steel hex head self-drilling screws for attaching Montage brackets & adornments</i> | | |
|  | #10 x .75" Tek Screw | H⊗539P-50 | 50 |
| | <i>Steel hex head self-drilling screws for attaching Montage brackets & adornments</i> | | |
|  | #10 x .625" Phillips Head Tek Screw | H⊗519P | 1 |
| | <i>Steel flat head screws for setting angle on Montage swivel brackets</i> | | |
|  | .25" x 1.5" Carriage Bolt | H⊗511P-20 | 20 |
| | <i>Steel carriage bolts for Montage brackets</i> | | |
|  | .25" Flange Nuts | H⊗541P-20 | 20 |
| | <i>Steel flange nuts for attaching Montage brackets</i> | | |

⊗ = COLOR OPTIONS AVAILABLE | B = Black | N = Bronze

MONTAGE® | CUSTOM FINISHES

WARRANTY ON CUT COMPONENTS VOID WITHOUT PROPER TOUCH-UP APPLICATION*

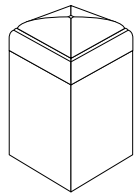
*For details & the guidelines for the proper 3-step process, see Ameristar's Sales Policy in the catalog guide



⊗ = COLOR OPTIONS AVAILABLE | B = Black | N = Bronze

Effective: 01/01/18

MONTAGE® | POSTS, BASES & CAPS



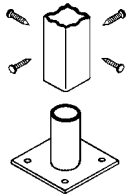
STEEL POSTS

2"sq. x 16ga.

2.5"sq. x 16ga.

| POST LENGTH | ITEM NUMBER | WEIGHT |
|-------------|-------------|--------|
| 4' 9" | WP⊗ 20057 | 8 lbs |
| 5' 3" | WP⊗ 20063 | 9 lbs |
| 5' 9" | WP⊗ 20069 | 10 lbs |
| 6' 9" | WP⊗ 20081 | 11 lbs |
| 7' 9" | WP⊗ 20093 | 13 lbs |
| 8' 9" | WP⊗ 20105 | 14 lbs |
| 6' | WP⊗ 25072 | 12 lbs |
| 7' | WP⊗ 25084 | 14 lbs |
| 8' | WP⊗ 25096 | 16 lbs |
| 9' | WP⊗ 25108 | 18 lbs |

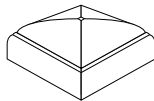
NOTE: When installed in locations subject to freezing temperatures, where posts are grouted into core-drilled holes, a .25" hole must be drilled into the post approximately .5" above the elevation. This allows for proper drainage of ground water build-up. The drilled hole must be clean & dry prior to applying zinc primer & color finish. Failure to follow these practices voids the warranty of the fence system.



POST BASE

Fits 2"sq post

| BASE SIZE | ITEM NUMBER | DRILL HOLES | WEIGHT |
|-----------|-------------|-------------|--------|
| 5" x 5" | B⊗ 205 | .5625" | 3 lbs |



STANDARD FLAT CAP

Steel

| CAP SIZE | ITEM NUMBER | WEIGHT |
|----------|-------------|--------|
| 1.25"sq. | A⊗ 503 | .1 lbs |
| 1.75"sq. | A⊗ 505 | .2 lbs |
| 2"sq. | A⊗ 506 | .3 lbs |
| 2.5"sq. | A⊗ 507 | .4 lbs |



BALL CAP

Aluminum

| CAP SIZE | ITEM NUMBER | WEIGHT |
|----------|-------------|--------|
| 2"sq. | H⊗ 508R | .7 lbs |
| 2.5"sq. | A⊗ 513 | .7 lbs |

⊗ = COLOR OPTIONS AVAILABLE | **B** = Black **N** = Bronze **W** = White
S = Sand

Effective: 01/01/18

MONTAGE® | LIFETIME LIMITED WARRANTY

WELDED ORNAMENTAL STEEL FENCE

Ameristar's Montage® residential grade welded ornamental steel fence is manufactured from the highest quality materials by skilled craftsmen to meet the highest standards of workmanship in the industry. Galvanized steel framework is subjected to a multi-stage pretreatment/wash, followed by a duplex cathodic electro-coat system consisting of an epoxy primer, which significantly increases corrosion protection, and an acrylic liquid topcoat, which provides the protection necessary to withstand adverse weathering effects. The electro-coated surface on all Montage residential grade welded ornamental steel panels and posts are guaranteed under a limited lifetime warranty under normal and intended usage, against cracking, peeling, chipping, blistering and corrosion resulting in structural failure. Ameristar Montage residential grade welded ornamental fences are also guaranteed against defects in workmanship or materials. The warranty is not transferable and is only valid to the original registered purchaser. Normal and intended usage does not include physical damage, abrasion, or heavy salt spray exposure to the protective coating or loss of gloss. Warranty does not apply to any non-residential application. *Lifetime limited warranty does not apply to Montage residential gates, all gates are warranted for a period of 1-year from the date of installation. Lifetime limited warranty does not apply to installations within 2 miles of salt-water coastline. Installations located less than 2 miles from coastline will be subject to a 10-year pro-rated manufacturer's warranty.*

THE FOLLOWING ACTS AND/OR OMISSIONS WILL VOID THE SUBJECT WARRANTY:

- Damage to the product caused by the property owner by use of landscape, gardening equipment, chemicals that may cause damage, water sprinklers with high mineral content and/or greywater/reclaimed water;
- Damage caused by adhesion of chicken wire, chain link mesh, welded wire, or other similar substance to the product;
- Damage caused by allowing plant life of any sort to grow directly upon or in contact with any portion of the product or sap from trees;
- Any alteration to the product itself by the property owner including any on-site cutting or welding; and/or, failure to follow any and all instructions provided by Ameristar at the time of sale to the original purchaser even if these instructions are not forwarded to the ultimate claimant under this warranty.
- When cutting and/or drilling the Montage fence system components immediately seal the exposed surfaces by 1) Removing all metal shavings from the cut area, 2) Applying zinc-rich primer to thoroughly cover cut edge and drilled hole and, after letting dry, 3) Applying two (2) coats of custom finish spray paint matching fence color. Failure to seal exposed surfaces per steps 1-3 above will negate warranty.
- If contractor uses non-Ameristar parts/components, this will negate the warranty.

Should any Montage residential grade welded ornamental steel panel or post manufactured by Ameristar fail in accordance with any of the above conditions, Ameristar warrants to the original registered purchaser their redemption through replacement or renewal. The choice of redemption method is solely at the discretion of Ameristar.

Notice of failure under the conditions of this warranty shall be sent to Ameristar or its authorized representative, in writing, together with proof of purchase, product registration, and shall specify the nature of the defect and when it was first observed as well as photographs of current site conditions. Should the fence be improperly installed, Ameristar shall not be responsible for guaranteed performance or appearance of the material. Neither does this guarantee apply when failure or damage is due to improper use or application, abuse or misuse, salt spray exposure, vandalism, or acts of God. Ameristar reserves the right to inspect the material to determine validity of the claim.

Upon acceptance of the claim by Ameristar or its authorized representative, redemption by replacement or renewal shall be made by Ameristar. Reimbursement for labor necessary to restore and/or replace components that have been found defective under the terms of this warranty is guaranteed to the original registered purchaser for a period of five (5) years from the original purchase date. Ameristar reserves the right to select the qualified company or individual to perform the labor to repair or replace the components that are deemed defective under the terms of this warranty.

In order for the warranty to be valid, the project must be registered online at www.ameristarfence.com/product-registration, within 30 days of fence installation. Failure to register the project will void the warranty, without further action on the part of Ameristar.

The above constitutes the complete warranty by the manufacturer. No other agreement, written or implied, is valid. Ameristar does not authorize any other person or agent to make any other express warranties. Ameristar neither assumes nor authorizes any other person or agent to assume any other liability in connection with the Montage residential grade welded ornamental steel fence system.

Effective: 01/01/18

MONTAGE® | CONSTRUCTION SPECIFICATION 32 31 19

STEEL ORNAMENTAL FENCE SYSTEM – FUSION WELDED

PART 1 - GENERAL

1.01 WORK INCLUDED

The contractor shall provide all labor, materials and appurtenances necessary for installation of the welded ornamental steel fence system defined herein at (specify project site).

1.02 RELATED WORK

Section _____ - Earthwork

Section _____ - Concrete

1.03 SYSTEM DESCRIPTION

The manufacturer shall supply a total fence system of (specify Montage® standard picket space or Montage Pool, Pet & Play® 3" air space) Welded and Rackable (ATF – All Terrain Flexibility) Ornamental Steel, (for standard picket space, specify Classic™, Majestic™, Genesis™, Warrior™, Crescent™; for 3" air-space specify Classic, Majestic, or Genesis™) design. The system shall include all components (i.e., panels, posts, gates and hardware) required.

1.04 QUALITY ASSURANCE

The contractor shall provide laborers and supervisors who are thoroughly familiar with the type of construction involved and materials and techniques specified.

1.05 REFERENCES

- **ASTM A653/A653M** – Standard Specification for Steel Sheet, Zinc-Coated (Galvanized) or Zinc-Iron Alloy Coated (Galvannealed) by the Hot-Dip Process
- **ASTM B117** – Practice for Operating Salt-Spray (Fog) Apparatus
- **ASTM D523** – Test Method for Specular Gloss
- **ASTM D714** – Test Method for Evaluating Degree of Blistering in Paint
- **ASTM D1654** – Test Method for Evaluation of Painted or Coated Specimens Subjected to Corrosive Environments
- **ASTM D2244** – Test Method for Calculation of Color Differences from Instrumentally Measured Color Coordinates
- **ASTM D2794** – Test Method for Resistance of Organic Coatings to the Effects of Rapid Deformation (Impact)
- **ASTM D3359** – Test Method for Measuring Adhesion by Tape Test
- **ASTM D6695** - Standard Practice for Xenon-Arc Exposures of Paint and Related Coatings
- **ASTM F2408** – Ornamental Fences Employing Galvanized Steel Tubular Pickets

1.06 SUBMITTAL

The manufacturer's literature shall be submitted prior to installation.

1.07 PRODUCT HANDLING AND STORAGE

Upon receipt at the job site, all materials shall be checked to ensure that no damage occurred during shipping or handling. Materials shall be stored in such a manner to ensure proper ventilation and drainage, and to protect against damage, weather, vandalism and theft.

1.08 PRODUCT WARRANTY

- A. All structural fence components (i.e. rails, pickets, and posts) shall be warranted within specified limitations, by the manufacturer for a period of 20 years from date of original purchase. Warranty shall cover any defects in material finish, including cracking, peeling, chipping, blistering or corroding.
- B. Reimbursement for labor necessary to restore or replace components that have been found to be defective under the terms of manufactures warranty shall be guaranteed for five (5) years from date of original purchase.

PART 2 - MATERIALS

2.01 MANUFACTURER

The fence system shall conform to (specify Montage standard picket space or Montage Pool, Pet & Play 3" air space) Welded and Rackable (ATF – All Terrain Flexibility) Ornamental Steel, (for standard picket space, specify Classic, Majestic, Genesis, Warrior, Crescent; for 3" air-space specify Classic, Majestic, or Genesis) design. (specify extended picket or flush) bottom rail treatment, (specify 2-Rail or 3-Rail) style manufactured by Ameristar Fence Products, Inc., in Tulsa, Oklahoma.

2.02 MATERIAL

- A. Steel material for fence panels and posts shall conform to the requirements of **ASTM A653/A653M**, with a minimum yield strength of 45,000 psi (310 MPa) and a minimum zinc (hot-dip galvanized) coating weight of 0.60 oz/ft² (184 g/m²), Coating Designation G-60.
- B. Material for pickets shall be 5/8" square x 18 Ga. tubing. The rails shall be steel channel, 1.25" x 0.92" x 14 Ga. Picket holes in the rail shall be spaced (specify 4.334" o.c. for standard picket space or 3.500" o.c. for 3" air space). Fence posts shall be a minimum of 2" square x 16 Ga. Gate posts shall meet the minimum requirements of **Table 1**.

2.03 FABRICATION

- A. Pickets, rails and posts shall be pre-cut to specified lengths. Rails shall be pre-punched to accept pickets.
- B. Pickets shall be inserted into the pre-punched holes in the rails and shall be aligned to standard spacing using a specially calibrated alignment fixture. The aligned pickets and rails shall be joined at each picket-to-rail intersection by Ameristar's proprietary fusion welding process, thus completing the rigid panel assembly (Note: The process produces a virtually seamless, spatter-free good-neighbor appearance, equally attractive from either side of the panel).
- C. The manufactured panels and posts shall be subjected to an inline electrode position coating (E-Coat) process consisting of a multi-stage pretreatment/wash, followed by a duplex application of an epoxy primer and an acrylic topcoat. The minimum cumulative coating thickness of epoxy and acrylic shall be 2 mils (0.058 mm). The color shall be (specify Black or Bronze). The coated panels and posts shall be capable of meeting the performance requirements for each quality characteristic shown in **Table 2** (Note: The requirements in Table 2 meet or exceed the coating performance criteria of **ASTM F2408**).
- D. The manufactured fence system shall be capable of meeting the vertical load, horizontal load, and infill performance requirements for Residential weight fences under **ASTM F2408**.
- E. Gates shall be fabricated using welded ornamental panel material and gate ends having a 1.25" square cross-sectional size. All rail and upright intersections shall be joined by welding. All picket and rail intersections shall also be joined by welding.

PART 3 - EXECUTION

3.01 PREPARATION

All new installation shall be laid out by the contractor in accordance with the construction plans.

3.02 FENCE INSTALLATION

Fence post shall be spaced according to **Table 3**, plus or minus .5". For installations that must be raked to follow sloping grades, the post spacing dimension must be measured along the grade. Fence panels shall be attached to posts with brackets supplied by the manufacturer. The "Earthwork" and "Concrete" sections of this specification shall govern material requirements for the concrete footer.

Effective: 01/01/18

MONTAGE® | CONSTRUCTION SPECIFICATION 32 31 19

STEEL ORNAMENTAL FENCE SYSTEM – FUSION WELDED

3.03 FENCE INSTALLATION MAINTENANCE

When cutting/drilling rails or posts adhere to the following steps to seal the exposed steel surfaces; 1) Remove all metal shavings from cut area. 2) Apply zinc-rich primer to thoroughly cover cut edge and/or drilled hole; let dry. 3) Apply 2 coats of custom finish paint matching fence color. Failure to seal exposed surfaces per steps 1-3 above will negate warranty. Ameristar spray cans or paint pens shall be used to prime and finish exposed surfaces; it is recommended that paint pens be used to prevent overspray. Use of non-Ameristar parts or components will negate the manufacturer's warranty.

3.04 GATE INSTALLATION

Gate posts shall be spaced according to the manufacturers' gate drawings, dependent on standard out-to-out gate leaf dimensions and gate hardware selected. Type and quantity of gate hinges shall be based on the application; weight, height, and number of gate cycles. The manufacturers' gate drawings shall identify the necessary gate hardware required for the application. Gate hardware shall be provided by the manufacturer of the gate and shall be installed per manufacturer's recommendations.

3.05 CLEANING

The contractor shall clean the jobsite of excess materials; post-hole excavations shall be scattered uniformly away from posts.

TABLE 1

| MINIMUM SIZES FOR MONTAGE POSTS | | |
|---------------------------------|-----------------------------|--------------------------------------|
| GATE LEAF | GATE HEIGHT | |
| | up to & including 4' height | over 4'; up to & including 6' height |
| up to 4' | 2" x 16 gauge | 2" x 16 gauge |
| 4'1" to 6' | 2" x 16 gauge | 2.5" x 16 gauge |
| 6'1" to 8' | 2.5" x 16 gauge | 2.5" x 16 gauge |

TABLE 2

| COATING PERFORMANCE REQUIREMENTS | | |
|----------------------------------|-------------------------------|--|
| QUALITY CHARACTERISTICS | ASTM TEST METHOD | PERFORMANCE REQUIREMENTS |
| ADHESION | D3359 – METHOD B | Adhesion (retention of coating) over 90% of test area (tape and knife kit test). |
| CORROSION RESISTANCE | B117, D714, D1654 | Corrosion resistance over 1,000 hours (scribed per D1654; failure mode is accumulation of 1/8" coating loss from scribe or medium #8 blisters) |
| IMPACT RESISTANCE | D2794 | Impact resistance over 60" lb. (forward impact using 0.625" ball). |
| WEATHERING RESISTANCE | D822 D2244, D523 (60° method) | Weathering resistance over 1,000 hours (failure mode is 60% loss of gloss or color variance of more than 3 delta-E color units). |

TABLE 3

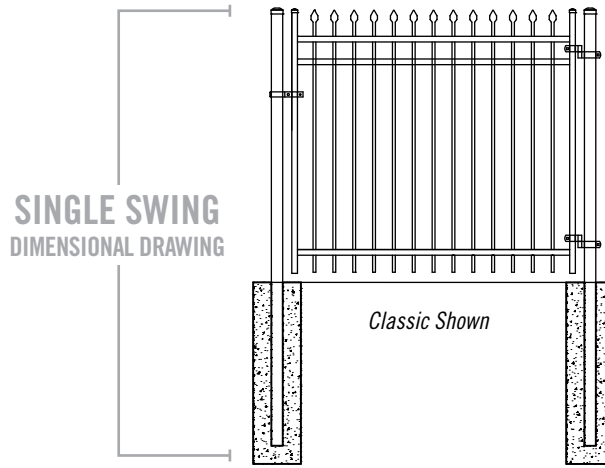
| MONTAGE POST SPACING BY BRACKET TYPE | | | | |
|--------------------------------------|---|----------------------------|----------------------------|-------------------------|
| SPAN | Classic, Genesis, Majestic, Warrior, & Crescent / 8' nominal (94" rail) | | | |
| POST SIZE | 2" | 2" | 2" | 2" |
| BRACKET TYPE | Montage Universal (BB102) | Montage Line Blvd. (BB104) | Montage Flat Mount (BB105) | Montage Swivel (BB106)* |
| POST SETTINGS + .5" O.C. | 96.75" | 96.75" | 96.75" | *96.75" |

* When using BB106 swivel brackets on either or both ends of a panel installation, care must be taken to ensure the spacing between post and adjoining pickets meets applicable codes. This will require trimming one or both ends of the panel.

Effective: 01/01/18

MONTAGE® | SINGLE SWING GATE SPECIFICATIONS

1.25"sq x 16ga GATE ENDS | .9375"w x 1.25"h x 14ga RAILS | .590"sq x 18ga PICKETS

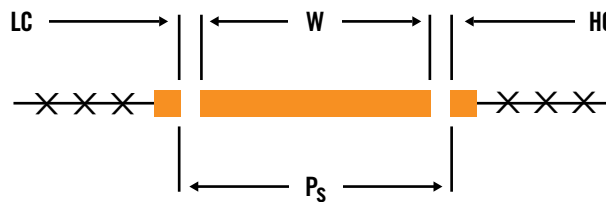


| OPENING | LEAF WIDTH* | D&D GATE HARDWARE KIT | | | D&D POOL GATE HARDWARE KIT | | |
|---------|-------------|-----------------------|------|----------------|----------------------------|------|----------------|
| | | HC | LC | P _S | HC | LC | P _S |
| 3.5' | 36.5" | 1.125" | .75" | 38.375" | 1.125" | .75" | 38.375" |
| 4' | 45" | 1.125" | .75" | 46.875" | 1.125" | .75" | 46.875" |
| 5' | 62.5" | 1.125" | .75" | 64.375" | 1.125" | .75" | 64.375" |
| 6' | 71" | 1.125" | .75" | 72.875" | 1.125" | .75" | 72.875" |
| 7' | 79.75" | 1.125" | .75" | 81.625" | 1.125" | .75" | 81.625" |
| 8' | 96.5" | 1.125" | .75" | 98.375" | 1.125" | .75" | 98.375" |

W = width* | HC = hinge clearance | LC = latch clearance | P_S = gate post spacing**
 * From outside to outside | ** From inside to inside

DSKM gate hardware included / see section for specific details
 DSKP gate hardware (pool gates) included / see section for specific details

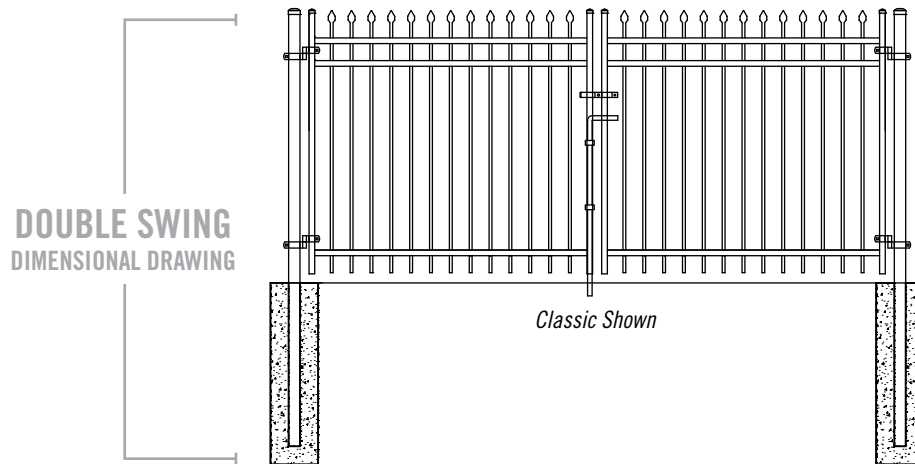
Note: 7' & 8' OPENINGS DO NOT INCLUDE GATE HARDWARE



Effective: 01/01/18

MONTAGE® | DOUBLE SWING GATE SPECIFICATIONS

1.25"sq x 16ga GATE ENDS | .9375"w x 1.25"h x 14ga RAILS | .590"sq x 18ga PICKETS



D&D GATE HARDWARE KIT

| OPENING | LEAF WIDTH* | HC | LC | P _d |
|---------|-------------|------|------|----------------|
| 7' | 36.5" | .75" | .75" | 75.25" |
| 8' | 45" | .75" | .75" | 92.25" |
| 10' | 62.5" | .75" | .75" | 127.25" |
| 12' | 71" | .75" | .75" | 144.25" |
| 14' | 79.75" | .75" | .75" | 161.75" |
| 16' | 96.5" | .75" | .75" | 195.25" |

DOUBLE SWING HARDWARE KITS & POST INTERSPACES

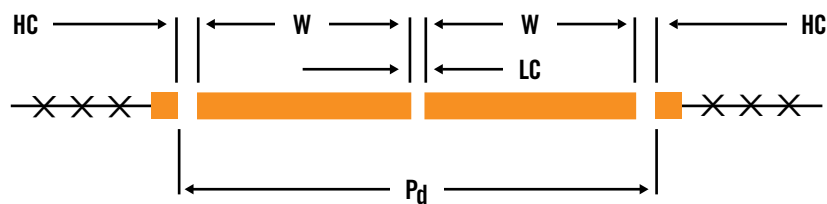
W = width (x2)* | HC = hinge clearance (x2) | LC = latch clearance

P_d = gate post spacing**

* From outside to outside | ** From inside to inside

DDKM gate hardware included / see section for specific details

Note: 7' & 8' OPENINGS DO NOT INCLUDE GATE HARDWARE








Effective: 01/01/18

MONTAGE® | 2-RAIL SINGLE SWING GATES

4" AIR GAP | STANDARD BOTTOM | GATE HARDWARE INCLUDED (excluding 7' & 8' openings)

| | OPENING | LEAF WIDTH | ITEM NUMBER | PICKET QTY | WEIGHT | STOCKING |
|----------------|---------|------------|-------------|------------|--------|-----------------|
| 3' HEIGHT | 3.5' | 36.5" | W☒⊗234-42M* | 7 | 19 lbs | ☉ |
| | 4' | 45" | W☒⊗234-48M | 9 | 22 lbs | ☉ |
| | 5' | 62.5" | W☒⊗234-60M* | 13 | 27 lbs | ☉ |
| | 6' | 71" | W☒⊗234-72M | 15 | 30 lbs | ☉ |
| | 7' | 79.75" | W☒⊗234-84 | 17† | 31 lbs | ☉ |
| 3.5' HEIGHT | 3.5' | 36.5" | W☒⊗240-42M* | 7 | 21 lbs | ☉ |
| | 4' | 45" | W☒⊗240-48M | 9 | 24 lbs | ☉ |
| | 5' | 62.5" | W☒⊗240-60M* | 13 | 31 lbs | ☉ |
| | 6' | 71" | W☒⊗240-72M | 15 | 34 lbs | ☉ |
| | 7' | 79.75" | W☒⊗240-84 | 17† | 35 lbs | ☉ |
| 4' HEIGHT | 3.5' | 36.5" | W☒⊗246-42M* | 7 | 26 lbs | ☉ |
| | 4' | 45" | W☒⊗246-48M | 9 | 27 lbs | CB MB GB |
| | 5' | 62.5" | W☒⊗246-60M* | 13 | 34 lbs | CB MB GB |
| | 6' | 71" | W☒⊗246-72M | 15 | 37 lbs | CB MB |
| | 7' | 79.75" | W☒⊗246-84 | 17† | 39 lbs | ☉ |
| 5' HEIGHT | 3.5' | 36.5" | W☒⊗258-42M* | 7 | 31 lbs | ☉ |
| | 4' | 45" | W☒⊗258-48M | 9 | 32 lbs | CB MB GB |
| | 5' | 62.5" | W☒⊗258-60M* | 13 | 38 lbs | CB MB |
| | 6' | 71" | W☒⊗258-72M | 15 | 44 lbs | ☉ |
| | 7' | 79.75" | W☒⊗258-84 | 17† | 46 lbs | ☉ |
| | 8' | 96.5" | W☒⊗258-96 | 21 | 55 lbs | ☉ |



☒ = FENCE STYLES AVAILABLE | **C** = Classic | **M** = Majestic | **G** = Genesis | **W** = Warrior | **L** = Crescent*

⊗ = COLOR OPTIONS AVAILABLE | **B** = Black | **N** = Bronze

☉ = NON-STOCKED PRODUCT | For details, see Ameristar's Sales Policy in the catalog guide.

*Not available in Crescent for 3.5' or 5' gate openings | †18 pickets per gate leaf in Crescent


Notes: Gate heights are nominal & gate widths are actual. For details about gate hardware included with these gates, see the Montage Gate introduction at the beginning of this section. (Hardware not included for 7' & 8' openings).

Effective: 01/01/18


MONTAGE® | 2-RAIL DOUBLE SWING GATES

4" AIR GAP | STANDARD BOTTOM | GATE HARDWARE INCLUDED (excluding 14' & 16' openings)


| | OPENING | LEAF WIDTH | ITEM NUMBER | PICKET QTY | WEIGHT | STOCKING |
|----------------|---------|------------|---------------|------------|---------|-----------------|
| 3' HEIGHT | 7' | 36.5" | W☒Ⓞ234-84MD* | 7 | 40 lbs | ☉ |
| | 8' | 45" | W☒Ⓞ234-96MD | 9 | 46 lbs | ☉ |
| | 10' | 62.5" | W☒Ⓞ234-120MD* | 13 | 56 lbs | ☉ |
| | 12' | 71" | W☒Ⓞ234-144MD | 15 | 62 lbs | ☉ |
| | 14' | 79.75" | W☒Ⓞ234-168D | 17† | 68 lbs | ☉ |
| | 16' | 96.5" | W☒Ⓞ234-192D | 21 | 72 lbs | ☉ |
| 3.5' HEIGHT | 7' | 36.5" | W☒Ⓞ240-84MD* | 7 | 44 lbs | ☉ |
| | 8' | 45" | W☒Ⓞ240-96MD | 9 | 50 lbs | ☉ |
| | 10' | 62.5" | W☒Ⓞ240-120MD* | 13 | 64 lbs | ☉ |
| | 12' | 71" | W☒Ⓞ240-144MD | 15 | 70 lbs | ☉ |
| | 14' | 79.75" | W☒Ⓞ240-168D | 17† | 76 lbs | ☉ |
| | 16' | 96.5" | W☒Ⓞ240-192D | 21 | 82 lbs | ☉ |
| 4' HEIGHT | 7' | 36.5" | W☒Ⓞ246-84MD* | 7 | 52 lbs | ☉ |
| | 8' | 45" | W☒Ⓞ246-96MD | 9 | 56 lbs | CB MB GB |
| | 10' | 62.5" | W☒Ⓞ246-120MD* | 13 | 66 lbs | CB MB GB |
| | 12' | 71" | W☒Ⓞ246-144MD | 15 | 76 lbs | CB MB |
| | 14' | 79.75" | W☒Ⓞ246-168D | 17† | 84 lbs | ☉ |
| | 16' | 96.5" | W☒Ⓞ246-192D | 21 | 92 lbs | ☉ |
| 5' HEIGHT | 7' | 36.5" | W☒Ⓞ258-84MD* | 7 | 62 lbs | ☉ |
| | 8' | 45" | W☒Ⓞ258-96MD | 9 | 66 lbs | CB MB GB |
| | 10' | 62.5" | W☒Ⓞ258-120MD* | 13 | 78 lbs | CB MB |
| | 12' | 71" | W☒Ⓞ258-144MD | 15 | 90 lbs | ☉ |
| | 14' | 79.75" | W☒Ⓞ258-168D | 17† | 98 lbs | ☉ |
| | 16' | 96.5" | W☒Ⓞ258-192D | 21 | 110 lbs | ☉ |




CLASSIC™




MAJESTIC™



GENESIS™



WARRIOR™



CRESCENT™

☒ = FENCE STYLES AVAILABLE | **C** = Classic **M** = Majestic **G** = Genesis **W** = Warrior **L** = Crescent*

Ⓞ = COLOR OPTIONS AVAILABLE | **B** = Black **N** = Bronze

☉ = NON-STOCKED PRODUCT | For details, see Ameristar's Sales Policy in the catalog guide.

*Not available in Crescent for 7' or 10' gate openings | †18 pickets per gate leaf in Crescent


Notes: Two gate leaves included for double all gates. Gate heights are nominal & gate widths are actual. For details about gate hardware included with these gates, see the Montage Gate introduction at the beginning of this section. (Hardware not included for 14' & 16' openings).

Effective: 01/01/18

MONTAGE® | 2-RAIL SINGLE SWING GATES

3" AIR GAP | STANDARD BOTTOM | GATE HARDWARE INCLUDED (excluding 7' & 8' openings)

| | OPENING | LEAF WIDTH | ITEM NUMBER | PICKET QTY | WEIGHT | STOCKING |
|----------------|---------|------------|-------------|------------|--------|----------|
| 3' HEIGHT | 3.5' | 36.5" | RM ⊗234-42M | 9 | 19 lbs | ⊙ |
| | 4' | 45" | RM ⊗234-48M | 11 | 23 lbs | ⊙ |
| | 5' | 62.5" | RM ⊗234-60M | 16 | 29 lbs | ⊙ |
| | 6' | 71" | RM ⊗234-72M | 19 | 34 lbs | ⊙ |
| | 7' | 79.75" | RM ⊗234-84 | 21 | 39 lbs | ⊙ |
| | 8' | 96.5" | RM ⊗234-96 | 26 | 42 lbs | ⊙ |
| 3.5' HEIGHT | 3.5' | 36.5" | RM ⊗240-42M | 9 | 23 lbs | ⊙ |
| | 4' | 45" | RM ⊗240-48M | 11 | 26 lbs | ⊙ |
| | 5' | 62.5" | RM ⊗240-60M | 16 | 33 lbs | ⊙ |
| | 6' | 71" | RM ⊗240-72M | 19 | 38 lbs | ⊙ |
| | 7' | 79.75" | RM ⊗240-84 | 21 | 41 lbs | ⊙ |
| | 8' | 96.5" | RM ⊗240-96 | 26 | 45 lbs | ⊙ |
| 4' HEIGHT | 3.5' | 36.5" | RM ⊗246-42M | 9 | 27 lbs | ⊙ |
| | 4' | 45" | RM ⊗246-48M | 11 | 30 lbs | ⊙ |
| | 5' | 62.5" | RM ⊗246-60M | 16 | 36 lbs | ⊙ |
| | 6' | 71" | RM ⊗246-72M | 19 | 42 lbs | ⊙ |
| | 7' | 79.75" | RM ⊗246-84 | 21 | 44 lbs | ⊙ |
| | 8' | 96.5" | RM ⊗246-96 | 26 | 52 lbs | ⊙ |



⊗ = **COLOR OPTIONS AVAILABLE** | **B** = Black | **N** = Bronze

⊙ = **NON-STOCKED PRODUCT** | For details, see Ameristar's Sales Policy in the catalog guide.


Notes: Gate heights are nominal & gate widths are actual. For details about gate hardware included with these gates, see the Montage Gate introduction at the beginning of this section. (Hardware not included for 7' & 8' openings).

Effective: 01/01/18

MONTAGE® | 2-RAIL DOUBLE SWING GATES

3" AIR GAP | STANDARD BOTTOM | GATE HARDWARE INCLUDED (excluding 14' & 16' openings)

| | OPENING | LEAF WIDTH | ITEM NUMBER | PICKET QTY | WEIGHT | STOCKING |
|----------------|---------|------------|---------------|------------|---------|----------|
| 3' HEIGHT | 7' | 36.5" | RM ⊗234-84MD | 9 | 44 lbs | ⊙ |
| | 8' | 45" | RM ⊗234-96MD | 11 | 48 lbs | ⊙ |
| | 10' | 62.5" | RM ⊗234-120MD | 16 | 60 lbs | ⊙ |
| | 12' | 71" | RM ⊗234-144MD | 19 | 70 lbs | ⊙ |
| | 14' | 79.75" | RM ⊗234-168D | 21 | 68 lbs | ⊙ |
| | 16' | 96.5" | RM ⊗234-192D | 26 | 80 lbs | ⊙ |
| 3.5' HEIGHT | 7' | 36.5" | RM ⊗240-84MD | 9 | 48 lbs | ⊙ |
| | 8' | 45" | RM ⊗240-96MD | 11 | 54 lbs | ⊙ |
| | 10' | 62.5" | RM ⊗240-120MD | 16 | 68 lbs | ⊙ |
| | 12' | 71" | RM ⊗240-144MD | 19 | 78 lbs | ⊙ |
| | 14' | 79.75" | RM ⊗240-168D | 21 | 78 lbs | ⊙ |
| | 16' | 96.5" | RM ⊗240-192D | 26 | 90 lbs | ⊙ |
| 4' HEIGHT | 7' | 36.5" | RM ⊗246-84MD | 9 | 56 lbs | ⊙ |
| | 8' | 45" | RM ⊗246-96MD | 11 | 62 lbs | ⊙ |
| | 10' | 62.5" | RM ⊗246-120MD | 16 | 74 lbs | ⊙ |
| | 12' | 71" | RM ⊗246-144MD | 19 | 86 lbs | ⊙ |
| | 14' | 79.75" | RM ⊗246-168D | 21 | 88 lbs | ⊙ |
| | 16' | 96.5" | RM ⊗246-192D | 26 | 104 lbs | ⊙ |



⊗ = COLOR OPTIONS AVAILABLE | **B** = Black **N** = Bronze

⊙ = NON-STOCKED PRODUCT | For details, see Ameristar's Sales Policy in the catalog guide.


Notes: Two gate leafs included for double all gates. Gate heights are nominal & gate widths are actual. For details about gate hardware included with these gates, see the Montage Gate introduction at the beginning of this section. (Hardware not included for 14' & 16' openings).

Effective: 01/01/18


MONTAGE® | 2-RAIL SINGLE SWING GATES

4" AIR GAP | FLUSH BOTTOM | GATE HARDWARE INCLUDED (excluding 7' & 8' openings)


| | OPENING | LEAF WIDTH | ITEM NUMBER | PICKET QTY | WEIGHT | STOCKING |
|----------------|-----------|------------|---------------|------------|--------|-----------|
| 3' HEIGHT | 3.5' | 36.5" | W☒Ⓣ234F-42M* | 7 | 19 lbs | ☉ |
| | 4' | 45" | W☒Ⓣ234F-48M | 9 | 22 lbs | ☉ |
| | 5' | 62.5" | W☒Ⓣ234F-60M* | 13 | 27 lbs | ☉ |
| | 6' | 71" | W☒Ⓣ234F-72M | 15 | 30 lbs | ☉ |
| | 7' | 79.75" | W☒Ⓣ234F-84 | 17† | 31 lbs | ☉ |
| | 8' | 96.5" | W☒Ⓣ234F-96 | 21 | 36 lbs | ☉ |
| 3.5' HEIGHT | 3.5' | 36.5" | W☒Ⓣ240F-42M* | 7 | 22 lbs | ☉ |
| | 4' | 45" | W☒Ⓣ240F-48M | 9 | 24 lbs | ☉ |
| | 5' | 62.5" | W☒Ⓣ240F-60M* | 13 | 31 lbs | ☉ |
| | 6' | 71" | W☒Ⓣ240F-72M | 15 | 34 lbs | ☉ |
| | 7' | 79.75" | W☒Ⓣ240F-84 | 17† | 35 lbs | ☉ |
| | 8' | 96.5" | W☒Ⓣ240F-96 | 21 | 41 lbs | ☉ |
| 4' HEIGHT | 3.5' | 36.5" | W☒Ⓣ246F-42M* | 7 | 25 lbs | ☉ |
| | 4' | 45" | W☒Ⓣ246F-48M | 9 | 27 lbs | MB |
| | 5' | 62.5" | W☒Ⓣ246F-60M* | 13 | 34 lbs | MB |
| | 6' | 71" | W☒Ⓣ246F-72M | 15 | 37 lbs | ☉ |
| | 7' | 79.75" | W☒Ⓣ246F-84 | 17† | 39 lbs | ☉ |
| | 8' | 96.5" | W☒Ⓣ246F-96 | 21 | 46 lbs | ☉ |
| 4' HEIGHT | 3.5' POOL | 36.5" | WM☒Ⓣ246F-42P* | 7 | 25 lbs | ☉ |
| | 4' POOL | 45" | WM☒Ⓣ246F-48P | 9 | 27 lbs | MB |
| | 5' POOL | 62.5" | WM☒Ⓣ246F-60P* | 13 | 34 lbs | MB |
| | 6' POOL | 71" | WM☒Ⓣ246F-72P | 9 | 37 lbs | ☉ |
| 5' HEIGHT | 3.5' | 36.5" | W☒Ⓣ258F-42M* | 7 | 31 lbs | ☉ |
| | 4' | 45" | W☒Ⓣ258F-48M | 9 | 32 lbs | MB |
| | 5' | 62.5" | W☒Ⓣ258F-60M* | 13 | 38 lbs | ☉ |
| | 6' | 71" | W☒Ⓣ258F-72M | 15 | 44 lbs | ☉ |
| | 7' | 79.75" | W☒Ⓣ258F-84 | 17 | 46 lbs | ☉ |
| | 8' | 96.5" | W☒Ⓣ258F-96 | 21 | 55 lbs | ☉ |




CLASSIC™




MAJESTIC™



GENESIS™



WARRIOR™



CRESCENT™

☒ = FENCE STYLES AVAILABLE | C = Classic M = Majestic G = Genesis W = Warrior L = Crescent*

Ⓣ = COLOR OPTIONS AVAILABLE | B = Black N = Bronze

☉ = NON-STOCKED PRODUCT | For details, see Ameristar's Sales Policy in the catalog guide.

*Not available in Crescent for 3.5' or 5' gate openings | †18 pickets per gate leaf in Crescent
 Pool gates only available in Majestic


Notes: Gate heights are nominal & gate widths are actual. For details about gate hardware included with these gates, see the Montage Gate introduction at the beginning of this section. (Hardware not included for 7' & 8' openings).

Effective: 01/01/18


MONTAGE® | 2-RAIL DOUBLE SWING GATES

4" AIR GAP | FLUSH BOTTOM | GATE HARDWARE INCLUDED (excluding 14' & 16' openings)


| | OPENING | LEAF WIDTH | ITEM NUMBER | PICKET QTY | WEIGHT | STOCKING |
|----------------|---------|------------|----------------|------------|---------|-----------|
| 3' HEIGHT | 7' | 36.5" | W☒Ⓞ234F-84MD* | 7 | 40 lbs | ☉ |
| | 8' | 45" | W☒Ⓞ234F-96MD | 9 | 46 lbs | ☉ |
| | 10' | 62.5" | W☒Ⓞ234F-120MD* | 13 | 56 lbs | ☉ |
| | 12' | 71" | W☒Ⓞ234F-144MD | 15 | 62 lbs | ☉ |
| | 14' | 79.75" | W☒Ⓞ234F-168D | 17† | 68 lbs | ☉ |
| | 16' | 96.5" | W☒Ⓞ234F-192D | 21 | 72 lbs | ☉ |
| 3.5' HEIGHT | 7' | 36.5" | W☒Ⓞ240F-84MD* | 7 | 44 lbs | ☉ |
| | 8' | 45" | W☒Ⓞ240F-96MD | 9 | 50 lbs | ☉ |
| | 10' | 62.5" | W☒Ⓞ240F-120MD* | 13 | 64 lbs | ☉ |
| | 12' | 71" | W☒Ⓞ240F-144MD | 15 | 70 lbs | ☉ |
| | 14' | 79.75" | W☒Ⓞ240F-168D | 17† | 76 lbs | ☉ |
| | 16' | 96.5" | W☒Ⓞ240F-192D | 21 | 82 lbs | ☉ |
| 4' HEIGHT | 7' | 36.5" | W☒Ⓞ246F-84MD* | 7 | 52 lbs | ☉ |
| | 8' | 45" | W☒Ⓞ246F-96MD | 9 | 56 lbs | MB |
| | 10' | 62.5" | W☒Ⓞ246F-120MD* | 13 | 66 lbs | MB |
| | 12' | 71" | W☒Ⓞ246F-144MD | 15 | 76 lbs | ☉ |
| | 14' | 79.75" | W☒Ⓞ246F-168D | 17† | 84 lbs | ☉ |
| | 16' | 96.5" | W☒Ⓞ246F-192D | 21 | 92 lbs | ☉ |
| 5' HEIGHT | 7' | 36.5" | W☒Ⓞ258F-84MD* | 7 | 62 lbs | ☉ |
| | 8' | 45" | W☒Ⓞ258F-96MD | 9 | 66 lbs | MB |
| | 10' | 62.5" | W☒Ⓞ258F-120MD* | 13 | 78 lbs | ☉ |
| | 12' | 71" | W☒Ⓞ258F-144MD | 15 | 90 lbs | ☉ |
| | 14' | 79.75" | W☒Ⓞ258F-168D | 17† | 98 lbs | ☉ |
| | 16' | 96.5" | W☒Ⓞ258F-192D | 21 | 110 lbs | ☉ |




CLASSIC™




MAJESTIC™



GENESIS™



WARRIOR™



CRESCENT™

☒ = FENCE STYLES AVAILABLE | C = Classic M = Majestic G = Genesis W = Warrior L = Crescent*

Ⓞ = COLOR OPTIONS AVAILABLE | B = Black N = Bronze

☉ = NON-STOCKED PRODUCT | For details, see Ameristar's Sales Policy in the catalog guide.

*Not available in Crescent for 7' or 10' gate openings | †18 pickets per gate leaf in Crescent


Notes: Two gate leaves included for double all gates. Gate heights are nominal & gate widths are actual. For details about gate hardware included with these gates, see the Montage Gate introduction at the beginning of this section. (Hardware not included for 14' & 16' openings).

Effective: 01/01/18

MONTAGE® | 2-RAIL SINGLE SWING GATES

3" AIR GAP | FLUSH BOTTOM | GATE HARDWARE INCLUDED (excluding 7' & 8' openings)

| | OPENING | LEAF WIDTH | ITEM NUMBER | PICKET QTY | WEIGHT | STOCKING |
|----------------|-----------|------------|--------------|------------|--------|----------|
| 3' HEIGHT | 3.5' | 36.5" | RM ⊗234F-42M | 9 | 19 lbs | ⊙ |
| | 4' | 45" | RM ⊗234F-48M | 11 | 23 lbs | ⊙ |
| | 5' | 62.5" | RM ⊗234F-60M | 16 | 29 lbs | ⊙ |
| | 6' | 71" | RM ⊗234F-72M | 19 | 34 lbs | ⊙ |
| | 7' | 79.75" | RM ⊗234F-84 | 21 | 39 lbs | ⊙ |
| 3.5' HEIGHT | 8' | 96.5" | RM ⊗234F-96 | 26 | 42 lbs | ⊙ |
| | 3.5' | 36.5" | RM ⊗240F-42M | 9 | 23 lbs | ⊙ |
| | 4' | 45" | RM ⊗240F-48M | 11 | 26 lbs | ⊙ |
| | 5' | 62.5" | RM ⊗240F-60M | 16 | 33 lbs | ⊙ |
| | 6' | 71" | RM ⊗240F-72M | 19 | 38 lbs | ⊙ |
| 4' HEIGHT | 7' | 79.75" | RM ⊗240F-84 | 21 | 41 lbs | ⊙ |
| | 8' | 96.5" | RM ⊗240F-96 | 26 | 45 lbs | ⊙ |
| | 3.5' | 36.5" | RM ⊗246F-42M | 9 | 28 lbs | ⊙ |
| | 4' | 45" | RM ⊗246F-48M | 11 | 31 lbs | ⊙ |
| | 5' | 62.5" | RM ⊗246F-60M | 16 | 37 lbs | ⊙ |
| 4' HEIGHT | 6' | 71" | RM ⊗246F-72M | 19 | 43 lbs | ⊙ |
| | 7' | 79.75" | RM ⊗246F-84 | 21 | 44 lbs | ⊙ |
| | 8' | 96.5" | RM ⊗246F-96 | 26 | 52 lbs | ⊙ |
| | 3.5' POOL | 36.5" | RM ⊗246F-42P | 9 | 28 lbs | ⊙ |
| | 4' POOL | 45" | RM ⊗246F-48P | 11 | 31 lbs | ⊙ |
| 4' HEIGHT | 5' POOL | 62.5" | RM ⊗246F-60P | 16 | 37 lbs | ⊙ |
| | 6' POOL | 71" | RM ⊗246F-72P | 19 | 43 lbs | ⊙ |



⊗ = COLOR OPTIONS AVAILABLE | B = Black N = Bronze

⊙ = NON-STOCKED PRODUCT | For details, see Ameristar's Sales Policy in the catalog guide.

Pool gates only available in Majestic


Notes: Gate heights are nominal & gate widths are actual. For details about gate hardware included with these gates, see the Montage Gate introduction at the beginning of this section. (Hardware not included for 7' & 8' openings).

Effective: 01/01/18

MONTAGE® | 2-RAIL DOUBLE SWING GATES

3" AIR GAP | FLUSH BOTTOM | GATE HARDWARE INCLUDED (excluding 14' & 16' openings)

| | OPENING | LEAF WIDTH | ITEM NUMBER | PICKET QTY | WEIGHT | STOCKING |
|----------------|---------|------------|----------------|------------|---------|----------|
| 3' HEIGHT | 7' | 36.5" | RM ⊗234F-84MD | 9 | 44 lbs | ⊙ |
| | 8' | 45" | RM ⊗234F-96MD | 11 | 48 lbs | ⊙ |
| | 10' | 62.5" | RM ⊗234F-120MD | 16 | 60 lbs | ⊙ |
| | 12' | 71" | RM ⊗234F-144MD | 19 | 70 lbs | ⊙ |
| | 14' | 79.75" | RM ⊗234F-168D | 21 | 68 lbs | ⊙ |
| | 16' | 96.5" | RM ⊗234F-192D | 26 | 80 lbs | ⊙ |
| 3.5' HEIGHT | 7' | 36.5" | RM ⊗240F-84MD | 9 | 48 lbs | ⊙ |
| | 8' | 45" | RM ⊗240F-96MD | 11 | 54 lbs | ⊙ |
| | 10' | 62.5" | RM ⊗240F-120MD | 16 | 68 lbs | ⊙ |
| | 12' | 71" | RM ⊗240F-144MD | 19 | 78 lbs | ⊙ |
| | 14' | 79.75" | RM ⊗240F-168D | 21 | 78 lbs | ⊙ |
| | 16' | 96.5" | RM ⊗240F-192D | 26 | 90 lbs | ⊙ |
| 4' HEIGHT | 7' | 36.5" | RM ⊗246F-84MD | 9 | 56 lbs | ⊙ |
| | 8' | 45" | RM ⊗246F-96MD | 11 | 62 lbs | ⊙ |
| | 10' | 62.5" | RM ⊗246F-120MD | 16 | 74 lbs | ⊙ |
| | 12' | 71" | RM ⊗246F-144MD | 19 | 86 lbs | ⊙ |
| | 14' | 79.75" | RM ⊗246F-168D | 21 | 88 lbs | ⊙ |
| | 16' | 96.5" | RM ⊗246F-192D | 26 | 104 lbs | ⊙ |



⊗ = COLOR OPTIONS AVAILABLE | **B** = Black **N** = Bronze

⊙ = NON-STOCKED PRODUCT | For details, see Ameristar's Sales Policy in the catalog guide.






Notes: Two gate leaves included for double all gates. Gate heights are nominal & gate widths are actual. For details about gate hardware included with these gates, see the Montage Gate introduction at the beginning of this section. (Hardware not included for 14' & 16' openings).

Effective: 01/01/18

MONTAGE® | 3-RAIL SINGLE SWING GATES

4" AIR GAP | STANDARD BOTTOM | GATE HARDWARE INCLUDED (excluding 7' & 8' openings)

| | OPENING | LEAF WIDTH | ITEM NUMBER | PICKET QTY | WEIGHT | STOCKING |
|----------------|---------|------------|-------------|------------|--------|-----------------|
| 3' HEIGHT | 3.5' | 36.5" | W☒ⓧ334-42M* | 7 | 21 lbs | ☉ |
| | 4' | 45" | W☒ⓧ334-48M | 9 | 24 lbs | ☉ |
| | 5' | 62.5" | W☒ⓧ334-60M* | 13 | 31 lbs | ☉ |
| | 6' | 71" | W☒ⓧ334-72M | 15 | 34 lbs | ☉ |
| | 7' | 79.75" | W☒ⓧ334-84 | 17† | 36 lbs | ☉ |
| 3.5' HEIGHT | 3.5' | 36.5" | W☒ⓧ340-42M* | 7 | 23 lbs | ☉ |
| | 4' | 45" | W☒ⓧ340-48M | 9 | 27 lbs | ☉ |
| | 5' | 62.5" | W☒ⓧ340-60M* | 13 | 34 lbs | ☉ |
| | 6' | 71" | W☒ⓧ340-72M | 15 | 38 lbs | ☉ |
| | 7' | 79.75" | W☒ⓧ340-84 | 17† | 39 lbs | ☉ |
| 4' HEIGHT | 3.5' | 36.5" | W☒ⓧ346-42M* | 7 | 28 lbs | MB |
| | 4' | 45" | W☒ⓧ346-48M | 9 | 30 lbs | CB MB GB |
| | 5' | 62.5" | W☒ⓧ346-60M* | 13 | 38 lbs | CB MB GB |
| | 6' | 71" | W☒ⓧ346-72M | 15 | 42 lbs | CB MB |
| | 7' | 79.75" | W☒ⓧ346-84 | 17† | 44 lbs | ☉ |
| 5' HEIGHT | 3.5' | 36.5" | W☒ⓧ358-42M* | 7 | 32 lbs | ☉ |
| | 4' | 45" | W☒ⓧ358-48M | 9 | 35 lbs | CB MB GB |
| | 5' | 62.5" | W☒ⓧ358-60M* | 13 | 44 lbs | CB MB GB |
| | 6' | 71" | W☒ⓧ358-72M | 15 | 49 lbs | CB |
| | 7' | 79.75" | W☒ⓧ358-84 | 17† | 51 lbs | ☉ |
| 6' HEIGHT | 3.5' | 36.5" | W☒ⓧ370-42M* | 7 | 37 lbs | ☉ |
| | 4' | 45" | W☒ⓧ370-48M | 9 | 40 lbs | CB MB GB |
| | 5' | 62.5" | W☒ⓧ370-60M* | 13 | 50 lbs | CB MB |
| | 6' | 71" | W☒ⓧ370-72M | 15 | 56 lbs | CB MB |
| | 7' | 79.75" | W☒ⓧ370-84 | 17† | 59 lbs | ☉ |
| | 8' | 96.5" | W☒ⓧ370-96 | 21 | 70 lbs | ☉ |



☒ = FENCE STYLES AVAILABLE | **C** = Classic **M** = Majestic **G** = Genesis **W** = Warrior **L** = Crescent*

ⓧ = COLOR OPTIONS AVAILABLE | **B** = Black **N** = Bronze

☉ = NON-STOCKED PRODUCT | For details, see Ameristar's Sales Policy in the catalog guide.

*Not available in Crescent for 3.5' or 5' gate openings | † 18 pickets per gate leaf in Crescent


Notes: Gate heights are nominal & gate widths are actual. For details about gate hardware included with these gates, see the Montage Gate introduction at the beginning of this section. (Hardware not included for 7' & 8' openings).

Effective: 01/01/18


MONTAGE® | 3-RAIL DOUBLE SWING GATES

4" AIR GAP | STANDARD BOTTOM | GATE HARDWARE INCLUDED (excluding 14' & 16' openings)


| | OPENING | LEAF WIDTH | ITEM NUMBER | PICKET QTY | WEIGHT | STOCKING |
|----------------|---------|------------|---------------|------------|---------|-----------------|
| 3' HEIGHT | 7' | 36.5" | Wⓧⓧ334-84MD* | 7 | 44 lbs | ⊖ |
| | 8' | 45" | Wⓧⓧ334-96MD | 9 | 50 lbs | ⊖ |
| | 10' | 62.5" | Wⓧⓧ334-120MD* | 13 | 64 lbs | ⊖ |
| | 12' | 71" | Wⓧⓧ334-144MD | 15 | 70 lbs | ⊖ |
| | 14' | 79.75" | Wⓧⓧ334-168D | 17† | 72 lbs | ⊖ |
| | 16' | 96.5" | Wⓧⓧ334-192D | 21 | 84 lbs | ⊖ |
| 3.5' HEIGHT | 7' | 36.5" | Wⓧⓧ340-84MD* | 7 | 48 lbs | ⊖ |
| | 8' | 45" | Wⓧⓧ340-96MD | 9 | 56 lbs | ⊖ |
| | 10' | 62.5" | Wⓧⓧ340-120MD* | 13 | 66 lbs | ⊖ |
| | 12' | 71" | Wⓧⓧ340-144MD | 15 | 78 lbs | ⊖ |
| | 14' | 79.75" | Wⓧⓧ340-168D | 17† | 80 lbs | ⊖ |
| | 16' | 96.5" | Wⓧⓧ340-192D | 21 | 94 lbs | ⊖ |
| 4' HEIGHT | 7' | 36.5" | Wⓧⓧ346-84MD* | 7 | 56 lbs | MB |
| | 8' | 45" | Wⓧⓧ346-96MD | 9 | 62 lbs | CB MB GB |
| | 10' | 62.5" | Wⓧⓧ346-120MD* | 13 | 70 lbs | CB MB GB |
| | 12' | 71" | Wⓧⓧ346-144MD | 15 | 86 lbs | CB MB |
| | 14' | 79.75" | Wⓧⓧ346-168D | 17† | 88 lbs | ⊖ |
| | 16' | 96.5" | Wⓧⓧ346-192D | 21 | 104 lbs | ⊖ |
| 5' HEIGHT | 7' | 36.5" | Wⓧⓧ358-84MD* | 7 | 66 lbs | ⊖ |
| | 8' | 45" | Wⓧⓧ358-96MD | 9 | 72 lbs | CB MB GB |
| | 10' | 62.5" | Wⓧⓧ358-120MD* | 13 | 82 lbs | CB MB GB |
| | 12' | 71" | Wⓧⓧ358-144MD | 15 | 100 lbs | CB |
| | 14' | 79.75" | Wⓧⓧ358-168D | 17† | 102 lbs | ⊖ |
| | 16' | 96.5" | Wⓧⓧ358-192D | 21 | 122 lbs | ⊖ |
| 6' HEIGHT | 7' | 36.5" | Wⓧⓧ370-84MD* | 7 | 76 lbs | ⊖ |
| | 8' | 45" | Wⓧⓧ370-96MD | 9 | 82 lbs | CB MB GB |
| | 10' | 62.5" | Wⓧⓧ370-120MD* | 13 | 94 lbs | CB MB |
| | 12' | 71" | Wⓧⓧ370-144MD | 15 | 114 lbs | CB MB |
| | 14' | 79.75" | Wⓧⓧ370-168D | 17† | 118 lbs | ⊖ |
| | 16' | 96.5" | Wⓧⓧ370-192D | 21 | 140 lbs | ⊖ |




CLASSIC™




MAJESTIC™



GENESIS™



WARRIOR™



CRESCENT™

ⓧ = FENCE STYLES AVAILABLE | **C** = Classic **M** = Majestic **G** = Genesis **W** = Warrior **L** = Crescent*

ⓧ = COLOR OPTIONS AVAILABLE | **B** = Black **N** = Bronze

⊖ = NON-STOCKED PRODUCT | For details, see Ameristar's Sales Policy in the catalog guide.

*Not available in Crescent for 7' or 10' gate openings | † 18 pickets per gate leaf in Crescent


Notes: Two gate leaves included for double all gates. Gate heights are nominal & gate widths are actual. For details about gate hardware included with these gates, see the Montage Gate introduction at the beginning of this section. (Hardware not included for 14' & 16' openings).

Effective: 01/01/18


MONTAGE® | 3-RAIL SINGLE SWING GATES

3" AIR GAP | STANDARD BOTTOM | GATE HARDWARE INCLUDED (excluding 7' & 8' openings)


| | OPENING | LEAF WIDTH | ITEM NUMBER | PICKET QTY | WEIGHT | STOCKING |
|----------------|---------|------------|-------------|------------|--------|--------------|
| 3' HEIGHT | 3.5' | 36.5" | R☒Ⓞ334-42M | 9 | 23 lbs | ☉ |
| | 4' | 45" | R☒Ⓞ334-48M | 11 | 26 lbs | ☉ |
| | 5' | 62.5" | R☒Ⓞ334-60M | 16 | 33 lbs | ☉ |
| | 6' | 71" | R☒Ⓞ334-72M | 19 | 38 lbs | ☉ |
| | 7' | 79.75" | R☒Ⓞ334-84 | 21 | 39 lbs | ☉ |
| 3.5' HEIGHT | 3.5' | 36.5" | R☒Ⓞ340-42M | 9 | 25 lbs | ☉ |
| | 4' | 45" | R☒Ⓞ340-48M | 11 | 29 lbs | ☉ |
| | 5' | 62.5" | R☒Ⓞ340-60M | 16 | 36 lbs | ☉ |
| | 6' | 71" | R☒Ⓞ340-72M | 19 | 42 lbs | ☉ |
| | 7' | 79.75" | R☒Ⓞ340-84 | 21 | 44 lbs | ☉ |
| 4' HEIGHT | 3.5' | 36.5" | R☒Ⓞ346-42M | 9 | 30 lbs | ☉ |
| | 4' | 45" | R☒Ⓞ346-48M | 11 | 33 lbs | CB MB |
| | 5' | 62.5" | R☒Ⓞ346-60M | 16 | 39 lbs | ☉ |
| | 6' | 71" | R☒Ⓞ346-72M | 19 | 47 lbs | ☉ |
| | 7' | 79.75" | R☒Ⓞ346-84 | 21 | 49 lbs | ☉ |
| 5' HEIGHT | 3.5' | 36.5" | R☒Ⓞ358-42M | 9 | 35 lbs | ☉ |
| | 4' | 45" | R☒Ⓞ358-48M | 11 | 39 lbs | ☉ |
| | 5' | 62.5" | R☒Ⓞ358-60M | 16 | 46 lbs | ☉ |
| | 6' | 71" | R☒Ⓞ358-72M | 19 | 55 lbs | ☉ |
| | 7' | 79.75" | R☒Ⓞ358-84 | 21 | 58 lbs | ☉ |
| 6' HEIGHT | 3.5' | 36.5" | R☒Ⓞ370-42M | 9 | 40 lbs | ☉ |
| | 4' | 45" | R☒Ⓞ370-48M | 11 | 45 lbs | ☉ |
| | 5' | 62.5" | R☒Ⓞ370-60M | 16 | 53 lbs | ☉ |
| | 6' | 71" | R☒Ⓞ370-72M | 19 | 63 lbs | ☉ |
| | 7' | 79.75" | R☒Ⓞ370-84 | 21 | 67 lbs | ☉ |
| | 8' | 96.5" | R☒Ⓞ370-96 | 26 | 79 lbs | ☉ |



CLASSIC™



MAJESTIC™



GENESIS™

☒ = FENCE STYLES AVAILABLE | **C** = Classic **M** = Majestic **G** = Genesis

Ⓞ = COLOR OPTIONS AVAILABLE | **B** = Black **N** = Bronze

☉ = NON-STOCKED PRODUCT | For details, see Ameristar's Sales Policy in the catalog guide.

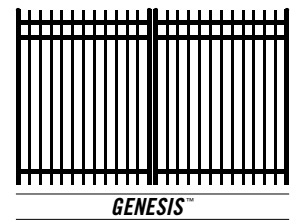

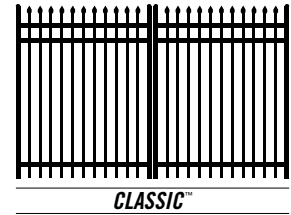
Notes: Gate heights are nominal & gate widths are actual. For details about gate hardware included with these gates, see the Montage Gate introduction at the beginning of this section. (Hardware not included for 7' & 8' openings).

Effective: 01/01/18

MONTAGE® | 3-RAIL DOUBLE SWING GATES

3" AIR GAP | STANDARD BOTTOM | GATE HARDWARE INCLUDED (excluding 14' & 16' openings)

| | OPENING | LEAF WIDTH | ITEM NUMBER | PICKET QTY | WEIGHT | STOCKING |
|----------------|---------|------------|--------------|------------|---------|--------------|
| 3' HEIGHT | 7' | 36.5" | R☒⊗334-84MD | 9 | 48 lbs | ⊙ |
| | 8' | 45" | R☒⊗334-96MD | 11 | 54 lbs | ⊙ |
| | 10' | 62.5" | R☒⊗334-120MD | 16 | 68 lbs | ⊙ |
| | 12' | 71" | R☒⊗334-144MD | 19 | 78 lbs | ⊙ |
| | 14' | 79.75" | R☒⊗334-168D | 21 | 80 lbs | ⊙ |
| | 16' | 96.5" | R☒⊗334-192D | 26 | 92 lbs | ⊙ |
| 3.5' HEIGHT | 7' | 36.5" | R☒⊗340-84MD | 9 | 52 lbs | ⊙ |
| | 8' | 45" | R☒⊗340-96MD | 11 | 60 lbs | ⊙ |
| | 10' | 62.5" | R☒⊗340-120MD | 16 | 74 lbs | ⊙ |
| | 12' | 71" | R☒⊗340-144MD | 19 | 86 lbs | ⊙ |
| | 14' | 79.75" | R☒⊗340-168D | 21 | 88 lbs | ⊙ |
| | 16' | 96.5" | R☒⊗340-192D | 26 | 102 lbs | ⊙ |
| 4' HEIGHT | 7' | 36.5" | R☒⊗346-84MD | 9 | 62 lbs | ⊙ |
| | 8' | 45" | R☒⊗346-96MD | 11 | 68 lbs | CB MB |
| | 10' | 62.5" | R☒⊗346-120MD | 16 | 80 lbs | ⊙ |
| | 12' | 71" | R☒⊗346-144MD | 19 | 96 lbs | ⊙ |
| | 14' | 79.75" | R☒⊗346-168D | 21 | 98 lbs | ⊙ |
| | 16' | 96.5" | R☒⊗346-192D | 26 | 116 lbs | ⊙ |
| 5' HEIGHT | 7' | 36.5" | R☒⊗358-84MD | 9 | 72 lbs | ⊙ |
| | 8' | 45" | R☒⊗358-96MD | 11 | 80 lbs | ⊙ |
| | 10' | 62.5" | R☒⊗358-120MD | 16 | 94 lbs | ⊙ |
| | 12' | 71" | R☒⊗358-144MD | 19 | 112 lbs | ⊙ |
| | 14' | 79.75" | R☒⊗358-168D | 21 | 116 lbs | ⊙ |
| | 16' | 96.5" | R☒⊗358-192D | 26 | 138 lbs | ⊙ |
| 6' HEIGHT | 7' | 36.5" | R☒⊗370-84MD | 9 | 82 lbs | ⊙ |
| | 8' | 45" | R☒⊗370-96MD | 11 | 92 lbs | ⊙ |
| | 10' | 62.5" | R☒⊗370-120MD | 16 | 108 lbs | ⊙ |
| | 12' | 71" | R☒⊗370-144MD | 19 | 130 lbs | ⊙ |
| | 14' | 79.75" | R☒⊗370-168D | 21 | 134 lbs | ⊙ |
| | 16' | 96.5" | R☒⊗370-192D | 26 | 158 lbs | ⊙ |



☒ = FENCE STYLES AVAILABLE | C = Classic M = Majestic G = Genesis

⊗ = COLOR OPTIONS AVAILABLE | B = Black N = Bronze

⊙ = NON-STOCKED PRODUCT | For details, see Ameristar's Sales Policy in the catalog guide.

Notes: Two gate leaves included for double all gates. Gate heights are nominal & gate widths are actual. For details about gate hardware included with these gates, see the Montage Gate introduction at the beginning of this section. (Hardware not included for 14' & 16' openings).

Effective: 01/01/18

MONTAGE® | 3-RAIL SINGLE SWING GATES

4" AIR GAP | FLUSH BOTTOM | GATE HARDWARE INCLUDED (excluding 7' & 8' openings)

| | OPENING | LEAF WIDTH | ITEM NUMBER | PICKET QTY | WEIGHT | STOCKING |
|----------------|-----------|------------|--------------|------------|--------|-----------|
| 3' HEIGHT | 3.5' | 36.5" | W☒Ⓞ334F-42M* | 7 | 22 lbs | ☉ |
| | 4' | 45" | W☒Ⓞ334F-48M | 9 | 24 lbs | ☉ |
| | 5' | 62.5" | W☒Ⓞ334F-60M* | 13 | 31 lbs | ☉ |
| | 6' | 71" | W☒Ⓞ334F-72M | 15 | 34 lbs | ☉ |
| | 7' | 79.75" | W☒Ⓞ334F-84 | 17† | 36 lbs | ☉ |
| | 8' | 96.5" | W☒Ⓞ334F-96 | 21 | 42 lbs | ☉ |
| 3.5' HEIGHT | 3.5' | 36.5" | W☒Ⓞ340F-42M* | 7 | 24 lbs | ☉ |
| | 4' | 45" | W☒Ⓞ340F-48M | 9 | 27 lbs | ☉ |
| | 5' | 62.5" | W☒Ⓞ340F-60M* | 13 | 34 lbs | ☉ |
| | 6' | 71" | W☒Ⓞ340F-72M | 15 | 38 lbs | ☉ |
| | 7' | 79.75" | W☒Ⓞ340F-84 | 17† | 39 lbs | ☉ |
| | 8' | 96.5" | W☒Ⓞ340F-96 | 21 | 47 lbs | ☉ |
| 4' HEIGHT | 3.5' | 36.5" | W☒Ⓞ346F-42M* | 7 | 27 lbs | ☉ |
| | 4' | 45" | W☒Ⓞ346F-48M | 9 | 30 lbs | MB |
| | 5' | 62.5" | W☒Ⓞ346F-60M* | 13 | 38 lbs | ☉ |
| | 6' | 71" | W☒Ⓞ346F-72M | 15 | 42 lbs | ☉ |
| | 7' | 79.75" | W☒Ⓞ346F-84 | 17† | 44 lbs | ☉ |
| | 8' | 96.5" | W☒Ⓞ346F-96 | 21 | 52 lbs | ☉ |
| 4.5' HEIGHT | 3.5' POOL | 36.5" | WMⓄ354F-42P* | 7 | 31 lbs | ☉ |
| | 4' POOL | 45" | WMⓄ354F-48P | 9 | 34 lbs | ☉ |
| | 5' POOL | 62.5" | WMⓄ354F-60P* | 13 | 42 lbs | ☉ |
| | 6' POOL | 71" | WMⓄ354F-72P | 15 | 47 lbs | ☉ |
| | 7' POOL | 79.75" | WMⓄ354F-84 | 17 | 48 lbs | ☉ |
| | 8' POOL | 96.5" | WMⓄ354F-96 | 21 | 57 lbs | ☉ |

5' & 6' HEIGHTS CONTINUED ON NEXT PAGE


☒ = FENCE STYLES AVAILABLE | C = Classic M = Majestic G = Genesis W = Warrior L = Crescent*

Ⓞ = COLOR OPTIONS AVAILABLE | B = Black N = Bronze


☉ = NON-STOCKED PRODUCT | For details, see Ameristar's Sales Policy in the catalog guide.

*Not available in Crescent for 3.5' or 5' gate openings | †18 pickets per gate leaf in Crescent
 Pool gates only available in Majestic


Notes: Gate heights are nominal & gate widths are actual. For details about gate hardware included with these gates, see the Montage Gate introduction at the beginning of this section. (Hardware not included for 7' & 8' openings).




CLASSIC™




MAJESTIC™



GENESIS™



WARRIOR™



CRESCENT™

MONTAGE® | 3-RAIL SINGLE SWING GATES

4" AIR GAP | FLUSH BOTTOM | GATE HARDWARE INCLUDED (excluding 7' & 8' openings)

| | OPENING | LEAF WIDTH | ITEM NUMBER | PICKET QTY | WEIGHT | STOCKING |
|--------------|---------|------------|--------------|------------|--------|--------------|
| 5' HEIGHT | 3.5' | 36.5" | W☒☉358F-42M* | 7 | 32 lbs | ☉ |
| | 4' | 45" | W☒☉358F-48M | 9 | 35 lbs | CB MB |
| | 5' | 62.5" | W☒☉358F-60M* | 13 | 44 lbs | MB |
| | 6' | 71" | W☒☉358F-72M | 15 | 49 lbs | ☉ |
| | 7' | 79.75" | W☒☉358F-84 | 17† | 51 lbs | ☉ |
| 6' HEIGHT | 8' | 96.5" | W☒☉358F-96 | 21 | 61 lbs | ☉ |
| | 3.5' | 36.5" | W☒☉370F-42M* | 7 | 37 lbs | ☉ |
| | 4' | 45" | W☒☉370F-48M | 9 | 40 lbs | MB |
| | 5' | 62.5" | W☒☉370F-60M* | 13 | 50 lbs | ☉ |
| | 6' | 71" | W☒☉370F-72M | 15 | 56 lbs | ☉ |
| | 7' | 79.75" | W☒☉370F-84 | 17† | 59 lbs | ☉ |
| | 8' | 96.5" | W☒☉370F-96 | 21 | 70 lbs | ☉ |

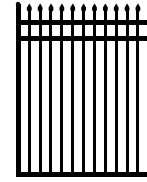
☒ = FENCE STYLES AVAILABLE | **C** = Classic | **M** = Majestic | **G** = Genesis | **W** = Warrior | **L** = Crescent*

☉ = COLOR OPTIONS AVAILABLE | **B** = Black | **N** = Bronze


☉ = **NON-STOCKED PRODUCT** | For details, see Ameristar's Sales Policy in the catalog guide.

*Not available in Crescent for 3.5' or 5' gate openings | †18 pickets per gate leaf in Crescent


Notes: Gate heights are nominal & gate widths are actual. For details about gate hardware included with these gates, see the Montage Gate introduction at the beginning of this section. (Hardware not included for 7' & 8' openings).




CLASSIC™




MAJESTIC™



GENESIS™



WARRIOR™



CRESCENT™

Effective: 01/01/18

MONTAGE® | 3-RAIL DOUBLE SWING GATES

4" AIR GAP | FLUSH BOTTOM | GATE HARDWARE INCLUDED (excluding 14' & 16' openings)

| | OPENING | LEAF WIDTH | ITEM NUMBER | PICKET QTY | WEIGHT | STOCKING |
|----------------|----------|------------|-----------------|------------|---------|-----------|
| 3' HEIGHT | 7' | 36.5" | W☒☉334F-84MD* | 7 | 44 lbs | ☉ |
| | 8' | 45" | W☒☉334F-96MD | 9 | 50 lbs | ☉ |
| | 10' | 62.5" | W☒☉334F-120MD* | 13 | 64 lbs | ☉ |
| | 12' | 71" | W☒☉334F-144MD | 15 | 70 lbs | ☉ |
| | 14' | 79.75" | W☒☉334F-168D | 17† | 72 lbs | ☉ |
| 3.5' HEIGHT | 16' | 96.5" | W☒☉334F-192D | 21 | 84 lbs | ☉ |
| | 7' | 36.5" | W☒☉340F-84MD* | 7 | 48 lbs | ☉ |
| | 8' | 45" | W☒☉340F-96MD | 9 | 56 lbs | ☉ |
| | 10' | 62.5" | W☒☉340F-120MD* | 13 | 66 lbs | ☉ |
| | 12' | 71" | W☒☉340F-144MD | 15 | 78 lbs | ☉ |
| 4' HEIGHT | 14' | 79.75" | W☒☉340F-168D | 17† | 78 lbs | ☉ |
| | 16' | 96.5" | W☒☉340F-192D | 21 | 94 lbs | ☉ |
| | 7' | 36.5" | W☒☉346F-84MD* | 7 | 56 lbs | ☉ |
| | 8' | 45" | W☒☉346F-96MD | 9 | 62 lbs | MB |
| | 10' | 62.5" | W☒☉346F-120MD* | 13 | 70 lbs | ☉ |
| 4.5' HEIGHT | 12' | 71" | W☒☉346F-144MD | 15 | 86 lbs | ☉ |
| | 14' | 79.75" | W☒☉346F-168D | 17† | 88 lbs | ☉ |
| | 16' | 96.5" | W☒☉346F-192D | 21 | 104 lbs | ☉ |
| | 7' POOL | 36.5" | WM☒☉354F-84MD* | 7 | 62 lbs | ☉ |
| | 8' POOL | 45" | WM☒☉354F-96MD | 9 | 68 lbs | ☉ |
| 4.5' HEIGHT | 10' POOL | 62.5" | WM☒☉354F-120MD* | 13 | 76 lbs | ☉ |
| | 12' POOL | 71" | WM☒☉354F-144MD | 15 | 94 lbs | ☉ |
| | 14' POOL | 79.75" | WM☒☉354F-168D | 17† | 96 lbs | ☉ |
| | 16' POOL | 96.5" | WM☒☉354F-192D | 21 | 114 lbs | ☉ |


5' & 6' HEIGHTS CONTINUED ON NEXT PAGE

☒ = FENCE STYLES AVAILABLE | C = Classic M = Majestic G = Genesis W = Warrior L = Crescent*


☉ = COLOR OPTIONS AVAILABLE | B = Black N = Bronze

☉ = NON-STOCKED PRODUCT | For details, see Ameristar's Sales Policy in the catalog guide.

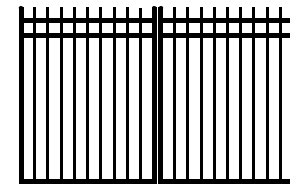
*Not available in Crescent for 7' or 10' gate openings | † 18 pickets per gate leaf in Crescent
 Pool gates only available in Majestic




CLASSIC™




MAJESTIC™



GENESIS™



WARRIOR™



CRESCENT™

Notes: Two gate leaves included for double all gates. Gate heights are nominal & gate widths are actual. For details about gate hardware included with these gates, see the Montage Gate introduction at the beginning of this section. (Hardware not included for 14' & 16' openings).

Effective: 01/01/18

MONTAGE® | 3-RAIL DOUBLE SWING GATES

4" AIR GAP | FLUSH BOTTOM | GATE HARDWARE INCLUDED (excluding 14' & 16' openings)

| | OPENING | LEAF WIDTH | ITEM NUMBER | PICKET QTY | WEIGHT | STOCKING |
|--------------|---------|------------|----------------|------------|---------|--------------|
| 5' HEIGHT | 7' | 36.5" | W☒Ⓞ358F-84MD* | 7 | 66 lbs | ☉ |
| | 8' | 45" | W☒Ⓞ358F-96MD | 9 | 72 lbs | CB MB |
| | 10' | 62.5" | W☒Ⓞ358F-120MD* | 13 | 82 lbs | MB |
| | 12' | 71" | W☒Ⓞ358F-144MD | 15 | 100 lbs | ☉ |
| | 14' | 79.75" | W☒Ⓞ358F-168D | 17† | 102 lbs | ☉ |
| | 16' | 96.5" | W☒Ⓞ358F-192D | 21 | 122 lbs | ☉ |
| 6' HEIGHT | 7' | 36.5" | W☒Ⓞ370F-84MD* | 7 | 76 lbs | ☉ |
| | 8' | 45" | W☒Ⓞ370F-96MD | 9 | 82 lbs | MB |
| | 10' | 62.5" | W☒Ⓞ370F-120MD* | 13 | 94 lbs | ☉ |
| | 12' | 71" | W☒Ⓞ370F-144MD | 15 | 114 lbs | ☉ |
| | 14' | 79.75" | W☒Ⓞ370F-168D | 17† | 118 lbs | ☉ |
| | 16' | 96.5" | W☒Ⓞ370F-192D | 21 | 140 lbs | ☉ |


☒ = FENCE STYLES AVAILABLE | **C** = Classic **M** = Majestic **G** = Genesis **W** = Warrior **L** = Crescent*

Ⓞ = COLOR OPTIONS AVAILABLE | **B** = Black **N** = Bronze


☉ = NON-STOCKED PRODUCT | For details, see Ameristar's Sales Policy in the catalog guide.

*Not available in Crescent for 7' or 10' gate openings | †18 pickets per gate leaf in Crescent


Notes: Two gate leaves included for double all gates. Gate heights are nominal & gate widths are actual. For details about gate hardware included with these gates, see the Montage Gate introduction at the beginning of this section. (Hardware not included for 14' & 16' openings).




CLASSIC™




MAJESTIC™



GENESIS™



WARRIOR™




CRESCENT™*

Effective: 01/01/18


MONTAGE® | 3-RAIL SINGLE SWING GATES

3" AIR GAP | FLUSH BOTTOM | GATE HARDWARE INCLUDED (excluding 7' & 8' openings)


| | OPENING | LEAF WIDTH | ITEM NUMBER | PICKET QTY | WEIGHT | STOCKING |
|----------------|-----------|------------|--------------|------------|--------|----------|
| 3' HEIGHT | 3.5' | 36.5" | R☒Ⓞ334F-42M | 9 | 23 lbs | ☉ |
| | 4' | 45" | R☒Ⓞ334F-48M | 11 | 26 lbs | ☉ |
| | 5' | 62.5" | R☒Ⓞ334F-60M | 16 | 33 lbs | ☉ |
| | 6' | 71" | R☒Ⓞ334F-72M | 19 | 38 lbs | ☉ |
| | 7' | 79.75" | R☒Ⓞ334F-84 | 21 | 39 lbs | ☉ |
| 3.5' HEIGHT | 3.5' | 36.5" | R☒Ⓞ340F-42M | 9 | 25 lbs | ☉ |
| | 4' | 45" | R☒Ⓞ340F-48M | 11 | 29 lbs | ☉ |
| | 5' | 62.5" | R☒Ⓞ340F-60M | 16 | 36 lbs | ☉ |
| | 6' | 71" | R☒Ⓞ340F-72M | 19 | 42 lbs | ☉ |
| | 7' | 79.75" | R☒Ⓞ340F-84 | 21 | 44 lbs | ☉ |
| 4' HEIGHT | 3.5' | 36.5" | R☒Ⓞ346F-42M | 9 | 30 lbs | ☉ |
| | 4' | 45" | R☒Ⓞ346F-48M | 11 | 33 lbs | ☉ |
| | 5' | 62.5" | R☒Ⓞ346F-60M | 16 | 39 lbs | ☉ |
| | 6' | 71" | R☒Ⓞ346F-72M | 19 | 47 lbs | ☉ |
| | 7' | 79.75" | R☒Ⓞ346F-84 | 21 | 49 lbs | ☉ |
| 4.5' HEIGHT | 3.5' POOL | 36.5" | RM☒Ⓞ354F-42P | 9 | 34 lbs | ☉ |
| | 4' POOL | 45" | RM☒Ⓞ354F-48P | 11 | 37 lbs | ☉ |
| | 5' POOL | 62.5" | RM☒Ⓞ354F-60P | 16 | 44 lbs | ☉ |
| | 6' POOL | 71" | RM☒Ⓞ354F-72P | 19 | 54 lbs | ☉ |
| | 7' POOL | 79.75" | RM☒Ⓞ354F-84 | 21 | 54 lbs | ☉ |
| | 8' POOL | 96.5" | RM☒Ⓞ354F-96 | 26 | 64 lbs | ☉ |



CLASSIC™



MAJESTIC™



GENESIS™

5' & 6' HEIGHTS CONTINUED ON NEXT PAGE

☒ = FENCE STYLES AVAILABLE | C = Classic M = Majestic G = Genesis

Ⓞ = COLOR OPTIONS AVAILABLE | B = Black N = Bronze

☉ = NON-STOCKED PRODUCT | For details, see Ameristar's Sales Policy in the catalog guide.

Pool gates only available in Majestic

Notes: Gate heights are nominal & gate widths are actual. For details about gate hardware included with these gates, see the Montage Gate introduction at the beginning of this section. (Hardware not included for 7' & 8' openings).

Effective: 01/01/18

MONTAGE® | 3-RAIL SINGLE SWING GATES


3" AIR GAP | FLUSH BOTTOM | GATE HARDWARE INCLUDED (excluding 7' & 8' openings)

| | OPENING | LEAF WIDTH | ITEM NUMBER | PICKET QTY | WEIGHT | STOCKING |
|--------------|---------|------------|-------------|------------|--------|----------|
| 5' HEIGHT | 3.5' | 36.5" | R☒☒358F-42M | 9 | 35 lbs | ☉ |
| | 4' | 45" | R☒☒358F-48M | 11 | 39 lbs | ☉ |
| | 5' | 62.5" | R☒☒358F-60M | 16 | 46 lbs | ☉ |
| | 6' | 71" | R☒☒358F-72M | 19 | 55 lbs | ☉ |
| | 7' | 79.75" | R☒☒358F-84 | 21 | 58 lbs | ☉ |
| | 8' | 96.5" | R☒☒358F-96 | 26 | 69 lbs | ☉ |
| 6' HEIGHT | 3.5' | 36.5" | R☒☒370F-42M | 9 | 40 lbs | ☉ |
| | 4' | 45" | R☒☒370F-48M | 11 | 45 lbs | ☉ |
| | 5' | 62.5" | R☒☒370F-60M | 16 | 53 lbs | ☉ |
| | 6' | 71" | R☒☒370F-72M | 19 | 63 lbs | ☉ |
| | 7' | 79.75" | R☒☒370F-84 | 21 | 67 lbs | ☉ |
| | 8' | 96.5" | R☒☒370F-96 | 26 | 79 lbs | ☉ |


☒ = FENCE STYLES AVAILABLE | **C** = Classic | **M** = Majestic | **G** = Genesis

☒ = COLOR OPTIONS AVAILABLE | **B** = Black | **N** = Bronze


☉ = NON-STOCKED PRODUCT | For details, see Ameristar's Sales Policy in the catalog guide.



CLASSIC™



MAJESTIC™



GENESIS™


Notes: Gate heights are nominal & gate widths are actual. For details about gate hardware included with these gates, see the Montage Gate introduction at the beginning of this section. (Hardware not included for 7' & 8' openings).

Effective: 01/01/18


MONTAGE® | 3-RAIL DOUBLE SWING GATES

3" AIR GAP | FLUSH BOTTOM | GATE HARDWARE INCLUDED (excluding 14' & 16' openings)


| | OPENING | LEAF WIDTH | ITEM NUMBER | PICKET QTY | WEIGHT | STOCKING |
|----------------|----------|------------|---------------|------------|---------|----------|
| 3' HEIGHT | 7' | 36.5" | R☒ⓧ334F-84MD | 9 | 48 lbs | ☉ |
| | 8' | 45" | R☒ⓧ334F-96MD | 11 | 54 lbs | ☉ |
| | 10' | 62.5" | R☒ⓧ334F-120MD | 16 | 68 lbs | ☉ |
| | 12' | 71" | R☒ⓧ334F-144MD | 19 | 78 lbs | ☉ |
| | 14' | 79.75" | R☒ⓧ334F-168D | 21 | 80 lbs | ☉ |
| | 16' | 96.5" | R☒ⓧ334F-192D | 26 | 92 lbs | ☉ |
| 3.5' HEIGHT | 7' | 36.5" | R☒ⓧ340F-84MD | 9 | 52 lbs | ☉ |
| | 8' | 45" | R☒ⓧ340F-96MD | 11 | 60 lbs | ☉ |
| | 10' | 62.5" | R☒ⓧ340F-120MD | 16 | 74 lbs | ☉ |
| | 12' | 71" | R☒ⓧ340F-144MD | 19 | 86 lbs | ☉ |
| | 14' | 79.75" | R☒ⓧ340F-168D | 21 | 88 lbs | ☉ |
| | 16' | 96.5" | R☒ⓧ340F-192D | 26 | 102 lbs | ☉ |
| 4' HEIGHT | 7' | 36.5" | R☒ⓧ346F-84MD | 9 | 62 lbs | ☉ |
| | 8' | 45" | R☒ⓧ346F-96MD | 11 | 68 lbs | ☉ |
| | 10' | 62.5" | R☒ⓧ346F-120MD | 16 | 80 lbs | ☉ |
| | 12' | 71" | R☒ⓧ346F-144MD | 19 | 96 lbs | ☉ |
| | 14' | 79.75" | R☒ⓧ346F-168D | 21 | 98 lbs | ☉ |
| | 16' | 96.5" | R☒ⓧ346F-192D | 26 | 116 lbs | ☉ |
| 4.5' HEIGHT | 7' POOL | 36.5" | RMⓧ354F-84MD | 9 | 68 lbs | ☉ |
| | 8' POOL | 45" | RMⓧ354F-96MD | 11 | 74 lbs | ☉ |
| | 10' POOL | 62.5" | RMⓧ354F-120MD | 16 | 88 lbs | ☉ |
| | 12' POOL | 71" | RMⓧ354F-144MD | 19 | 108 lbs | ☉ |
| | 14' POOL | 79.75" | RMⓧ354F-168D | 21 | 110 lbs | ☉ |
| | 16' POOL | 96.5" | RMⓧ354F-192D | 26 | 128 lbs | ☉ |



CLASSIC™



MAJESTIC™



GENESIS™

5' & 6' HEIGHTS CONTINUED ON NEXT PAGE

☒ = FENCE STYLES AVAILABLE | C = Classic M = Majestic G = Genesis

ⓧ = COLOR OPTIONS AVAILABLE | B = Black N = Bronze

☉ = NON-STOCKED PRODUCT | For details, see Ameristar's Sales Policy in the catalog guide.

Pool gates only available in Majestic

Notes: Two gate leaves included for double all gates. Gate heights are nominal & gate widths are actual. For details about gate hardware included with these gates, see the Montage Gate introduction at the beginning of this section. (Hardware not included for 14' & 16' openings).

Effective: 01/01/18

MONTAGE® | 3-RAIL DOUBLE SWING GATES

3" AIR GAP | FLUSH BOTTOM | GATE HARDWARE INCLUDED (excluding 14' & 16' openings)


| | OPENING | LEAF WIDTH | ITEM NUMBER | PICKET QTY | WEIGHT | STOCKING |
|--------------|---------|------------|---------------|------------|---------|----------|
| 5' HEIGHT | 7' | 36.5" | R☒ⓧ358F-84MD | 9 | 72lbs | ☉ |
| | 8' | 45" | R☒ⓧ358F-96MD | 11 | 80 lbs | ☉ |
| | 10' | 62.5" | R☒ⓧ358F-120MD | 16 | 94 lbs | ☉ |
| | 12' | 71" | R☒ⓧ358F-144MD | 19 | 112 lbs | ☉ |
| | 14' | 79.75" | R☒ⓧ358F-168D | 21 | 116 lbs | ☉ |
| | 16' | 96.5" | R☒ⓧ358F-192D | 26 | 138 lbs | ☉ |
| 6' HEIGHT | 7' | 36.5" | R☒ⓧ370F-84MD | 9 | 82 lbs | ☉ |
| | 8' | 45" | R☒ⓧ370F-96MD | 11 | 92 lbs | ☉ |
| | 10' | 62.5" | R☒ⓧ370F-120MD | 16 | 108 lbs | ☉ |
| | 12' | 71" | R☒ⓧ370F-144MD | 19 | 130 lbs | ☉ |
| | 14' | 79.75" | R☒ⓧ370F-168D | 21 | 134 lbs | ☉ |
| | 16' | 96.5" | R☒ⓧ370F-192D | 26 | 158 lbs | ☉ |

☒ = FENCE STYLES AVAILABLE | **C** = Classic **M** = Majestic **G** = Genesis **W** = Warrior


ⓧ = COLOR OPTIONS AVAILABLE | **B** = Black **N** = Bronze

☉ = NON-STOCKED PRODUCT | For details, see Ameristar's Sales Policy in the catalog guide.


Notes: Two gate leaves included for double all gates. Gate heights are nominal & gate widths are actual. For details about gate hardware included with these gates, see the Montage Gate introduction at the beginning of this section. (Hardware not included for 14' & 16' openings).



CLASSIC™



MAJESTIC™



GENESIS™

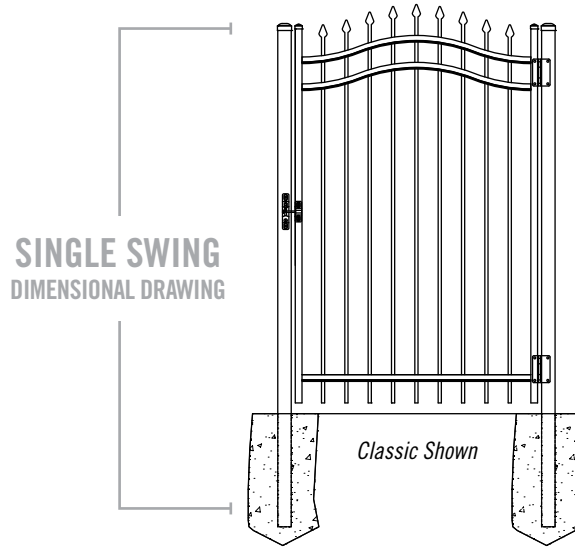
Effective: 01/01/18



Effective: 01/01/18

MONTAGE® | SINGLE SWING ARCHED GATE SPECIFICATIONS

1.25"sq x 16ga GATE ENDS | .9375"w x 1.25"h x 14ga RAILS | .590"sq x 18ga PICKETS



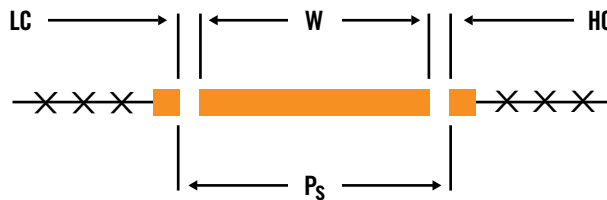
SINGLE SWING
ARCHED
HARDWARE KITS &
POST INTERSPACES

| OPENING | LEAF WIDTH* | D&D GATE HARDWARE KIT | | | D&D POOL GATE HARDWARE KIT | | |
|---------|-------------|-----------------------|------|----------------|----------------------------|------|----------------|
| | | HC | LC | P _s | HC | LC | P _s |
| 3.5' | 36.5" | 1.125" | .75" | 38.375" | 1.125" | .75" | 38.375" |
| 4' | 45" | 1.125" | .75" | 46.875" | 1.125" | .75" | 46.875" |
| 5' | 62.5" | 1.125" | .75" | 64.375" | 1.125" | .75" | 64.375" |
| 6' | 71" | 1.125" | .75" | 72.875" | 1.125" | .75" | 72.875" |

W = width* | HC = hinge clearance | LC = latch clearance | P_s = gate post spacing**
* From outside to outside | ** From inside to inside

DSKM gate hardware included / see section for specific details

DSKP gate hardware (pool gates) included / see section for specific details




Effective: 01/01/18


MONTAGE® | 2-RAIL SINGLE ARCHED SWING GATES

4" AIR GAP | STANDARD BOTTOM | GATE HARDWARE INCLUDED


| | OPENING | LEAF WIDTH | ITEM NUMBER | PICKET QTY | WEIGHT | STOCKING |
|----------------|---------|------------|-------------|------------|--------|----------|
| 3' HEIGHT | 3.5' | 36.5" | W☒⊗234-42AM | 7 | 20 lbs | ☉ |
| | 4' | 45" | W☒⊗234-48AM | 9 | 24 lbs | ☉ |
| | 5' | 62.5" | W☒⊗234-60AM | 13 | 29 lbs | ☉ |
| | 6' | 71" | W☒⊗234-72AM | 15 | 33 lbs | ☉ |
| 3.5' HEIGHT | 3.5' | 36.5" | W☒⊗240-42AM | 7 | 22 lbs | ☉ |
| | 4' | 45" | W☒⊗240-48AM | 9 | 26 lbs | ☉ |
| | 5' | 62.5" | W☒⊗240-60AM | 13 | 33 lbs | ☉ |
| | 6' | 71" | W☒⊗240-72AM | 15 | 38 lbs | ☉ |
| 4' HEIGHT | 3.5' | 36.5" | W☒⊗246-42AM | 7 | 26 lbs | ☉ |
| | 4' | 45" | W☒⊗246-48AM | 9 | 29 lbs | ☉ |
| | 5' | 62.5" | W☒⊗246-60AM | 13 | 36 lbs | ☉ |
| | 6' | 71" | W☒⊗246-72AM | 15 | 39 lbs | ☉ |
| 5' HEIGHT | 3.5' | 36.5" | W☒⊗258-42AM | 7 | 28 lbs | ☉ |
| | 4' | 45" | W☒⊗258-48AM | 9 | 34 lbs | ☉ |
| | 5' | 62.5" | W☒⊗258-60AM | 13 | 40 lbs | ☉ |
| | 6' | 71" | W☒⊗258-72AM | 15 | 46 lbs | ☉ |



CLASSIC™



MAJESTIC™



GENESIS™

☒ = FENCE STYLES AVAILABLE | C = Classic M = Majestic G = Genesis

⊗ = COLOR OPTIONS AVAILABLE | B = Black N = Bronze

☉ = NON-STOCKED PRODUCT | For details, see Ameristar's Sales Policy in the catalog guide.


Notes: Gate heights are nominal & gate widths are actual. For details about gate hardware included with these gates, see the Montage Gate introduction at the beginning of this section.

Effective: 01/01/18


MONTAGE® | 2-RAIL SINGLE ARCHED SWING GATES

4" AIR GAP | FLUSH BOTTOM | GATE HARDWARE INCLUDED


| | OPENING | LEAF WIDTH | ITEM NUMBER | PICKET QTY | WEIGHT | STOCKING |
|----------------|-----------|------------|---------------|------------|--------|----------|
| 3' HEIGHT | 3.5' | 36.5" | W☒ⓧ234F-42AM | 7 | 20 lbs | ☉ |
| | 4' | 45" | W☒ⓧ234F-48AM | 9 | 25 lbs | ☉ |
| | 5' | 62.5" | W☒ⓧ234F-60AM | 13 | 29 lbs | ☉ |
| | 6' | 71" | W☒ⓧ234F-72AM | 15 | 33 lbs | ☉ |
| 3.5' HEIGHT | 3.5' | 36.5" | W☒ⓧ240F-42AM | 7 | 22 lbs | ☉ |
| | 4' | 45" | W☒ⓧ240F-48AM | 9 | 26 lbs | ☉ |
| | 5' | 62.5" | W☒ⓧ240F-60AM | 13 | 33 lbs | ☉ |
| | 6' | 71" | W☒ⓧ240F-72AM | 15 | 38 lbs | ☉ |
| 4' HEIGHT | 3.5' | 36.5" | W☒ⓧ246F-42AM | 7 | 26 lbs | ☉ |
| | 4' | 45" | W☒ⓧ246F-48AM | 9 | 29 lbs | ☉ |
| | 5' | 62.5" | W☒ⓧ246F-60AM | 13 | 36 lbs | ☉ |
| | 6' | 71" | W☒ⓧ246F-72AM | 15 | 39 lbs | ☉ |
| 4' HEIGHT | 3.5' POOL | 36.5" | WM☒ⓧ246F-42AP | 7 | 26 lbs | ☉ |
| | 4' POOL | 45" | WM☒ⓧ246F-48AP | 9 | 29 lbs | ☉ |
| | 5' POOL | 62.5" | WM☒ⓧ246F-60AP | 13 | 36 lbs | ☉ |
| | 6' POOL | 71" | WM☒ⓧ246F-72AP | 15 | 39 lbs | ☉ |
| 5' HEIGHT | 3.5' | 36.5" | W☒ⓧ258F-42AM | 7 | 28 lbs | ☉ |
| | 4' | 45" | W☒ⓧ258F-48AM | 9 | 34 lbs | ☉ |
| | 5' | 62.5" | W☒ⓧ258F-60AM | 13 | 40 lbs | ☉ |
| | 6' | 71" | W☒ⓧ258F-72AM | 15 | 46lbs | ☉ |



CLASSIC™



MAJESTIC™



GENESIS™

☒ = FENCE STYLES AVAILABLE | C = Classic M = Majestic G = Genesis

ⓧ = COLOR OPTIONS AVAILABLE | B = Black N = Bronze

☉ = NON-STOCKED PRODUCT | For details, see Ameristar's Sales Policy in the catalog guide.

Pool gates only available in Majestic


Notes: Gate heights are nominal & gate widths are actual. For details about gate hardware included with these gates, see the Montage Gate introduction at the beginning of this section.

Effective: 01/01/18


MONTAGE® | 3-RAIL SINGLE ARCHED SWING GATES

4" AIR GAP | STANDARD BOTTOM | GATE HARDWARE INCLUDED


| | OPENING | LEAF WIDTH | ITEM NUMBER | PICKET QTY | WEIGHT | STOCKING |
|----------------|---------|------------|-------------|------------|--------|----------|
| 3' HEIGHT | 3.5' | 36.5" | W☒Ⓞ334-42AM | 7 | 22 lbs | ☉ |
| | 4' | 45" | W☒Ⓞ334-48AM | 9 | 26 lbs | ☉ |
| | 5' | 62.5" | W☒Ⓞ334-60AM | 13 | 33 lbs | ☉ |
| | 6' | 71" | W☒Ⓞ334-72AM | 15 | 37 lbs | ☉ |
| 3.5' HEIGHT | 3.5' | 36.5" | W☒Ⓞ340-42AM | 7 | 24 lbs | ☉ |
| | 4' | 45" | W☒Ⓞ340-48AM | 9 | 29 lbs | ☉ |
| | 5' | 62.5" | W☒Ⓞ340-60AM | 13 | 36 lbs | ☉ |
| | 6' | 71" | W☒Ⓞ340-72AM | 15 | 41 lbs | ☉ |
| 4' HEIGHT | 3.5' | 36.5" | W☒Ⓞ346-42AM | 7 | 28 lbs | ☉ |
| | 4' | 45" | W☒Ⓞ346-48AM | 9 | 32 lbs | ☉ |
| | 5' | 62.5" | W☒Ⓞ346-60AM | 13 | 40 lbs | ☉ |
| | 6' | 71" | W☒Ⓞ346-72AM | 15 | 45 lbs | ☉ |
| 5' HEIGHT | 3.5' | 36.5" | W☒Ⓞ358-42AM | 7 | 33 lbs | ☉ |
| | 4' | 45" | W☒Ⓞ358-48AM | 9 | 37 lbs | ☉ |
| | 5' | 62.5" | W☒Ⓞ358-60AM | 13 | 46 lbs | ☉ |
| | 6' | 71" | W☒Ⓞ358-72AM | 15 | 52 lbs | ☉ |
| 6' HEIGHT | 3.5' | 36.5" | W☒Ⓞ370-42AM | 7 | 38 lbs | ☉ |
| | 4' | 45" | W☒Ⓞ370-48AM | 9 | 42 lbs | ☉ |
| | 5' | 62.5" | W☒Ⓞ370-60AM | 13 | 52 lbs | ☉ |
| | 6' | 71" | W☒Ⓞ370-72AM | 15 | 59 lbs | ☉ |



CLASSIC™



MAJESTIC™



GENESIS™

☒ = FENCE STYLES AVAILABLE | C = Classic M = Majestic G = Genesis

Ⓞ = COLOR OPTIONS AVAILABLE | B = Black N = Bronze

☉ = NON-STOCKED PRODUCT | For details, see Ameristar's Sales Policy in the catalog guide.


Notes: Gate heights are nominal & gate widths are actual. For details about gate hardware included with these gates, see the Montage Gate introduction at the beginning of this section.

Effective: 01/01/18


MONTAGE® | 3-RAIL SINGLE ARCHED SWING GATES

4" AIR GAP | FLUSH BOTTOM | GATE HARDWARE INCLUDED


| | OPENING | LEAF WIDTH | ITEM NUMBER | PICKET QTY | WEIGHT | STOCKING |
|----------------|-----------|------------|--------------|------------|--------|----------|
| 3' HEIGHT | 3.5' | 36.5" | W☒Ⓞ334F-42AM | 7 | 23 lbs | ☉ |
| | 4' | 45" | W☒Ⓞ334F-48AM | 9 | 26 lbs | ☉ |
| | 5' | 62.5" | W☒Ⓞ334F-60AM | 13 | 33 lbs | ☉ |
| | 6' | 71" | W☒Ⓞ334F-72AM | 15 | 37 lbs | ☉ |
| 3.5' HEIGHT | 3.5' | 36.5" | W☒Ⓞ340F-42AM | 7 | 24 lbs | ☉ |
| | 4' | 45" | W☒Ⓞ340F-48AM | 9 | 29 lbs | ☉ |
| | 5' | 62.5" | W☒Ⓞ340F-60AM | 13 | 36 lbs | ☉ |
| | 6' | 71" | W☒Ⓞ340F-72AM | 15 | 41 lbs | ☉ |
| 4' HEIGHT | 3.5' | 36.5" | W☒Ⓞ346F-42AM | 7 | 28 lbs | ☉ |
| | 4' | 45" | W☒Ⓞ346F-48AM | 9 | 32 lbs | ☉ |
| | 5' | 62.5" | W☒Ⓞ346F-60AM | 13 | 40 lbs | ☉ |
| | 6' | 71" | W☒Ⓞ346F-72AM | 15 | 45 lbs | ☉ |
| 4.5' HEIGHT | 3.5' POOL | 36.5" | WMⓄ354F-42AP | 7 | 31 lbs | ☉ |
| | 4' POOL | 45" | WMⓄ354F-48AP | 9 | 35 lbs | ☉ |
| | 5' POOL | 62.5" | WMⓄ354F-60AP | 13 | 43 lbs | ☉ |
| | 6' POOL | 71" | WMⓄ354F-72AP | 15 | 48 lbs | ☉ |
| 5' HEIGHT | 3.5' | 36.5" | W☒Ⓞ358F-42AM | 7 | 33 lbs | ☉ |
| | 4' | 45" | W☒Ⓞ358F-48AM | 9 | 38 lbs | ☉ |
| | 5' | 62.5" | W☒Ⓞ358F-60AM | 13 | 46 lbs | ☉ |
| | 6' | 71" | W☒Ⓞ358F-72AM | 15 | 52 lbs | ☉ |
| 6' HEIGHT | 3.5' | 36.5" | W☒Ⓞ370F-42AM | 7 | 38 lbs | ☉ |
| | 4' | 45" | W☒Ⓞ370F-48AM | 9 | 42 lbs | ☉ |
| | 5' | 62.5" | W☒Ⓞ370F-60AM | 13 | 52 lbs | ☉ |
| | 6' | 71" | W☒Ⓞ370F-72AM | 15 | 59 lbs | ☉ |



CLASSIC™



MAJESTIC™



GENESIS™

☒ = FENCE STYLES AVAILABLE | C = Classic M = Majestic G = Genesis

Ⓞ = COLOR OPTIONS AVAILABLE | B = Black N = Bronze

☉ = NON-STOCKED PRODUCT | For details, see Ameristar's Sales Policy in the catalog guide.

Pool gates only available in Majestic

Notes: Gate heights are nominal & gate widths are actual. For details about gate hardware included with these gates, see the Montage Gate introduction at the beginning of this section.

Effective: 01/01/18

MONTAGE® | GATE KITS & GATE ENDS

SINGLE SWING GATE KIT

| PANEL HEIGHT | GATE END LENGTH | ITEM NUMBER | WEIGHT |
|--------------|-----------------|-------------|--------|
| 4' | 46" | WⓈ46-WG | 14 lbs |
| 5' | 58" | WⓈ58-WG | 16 lbs |
| 6' | 70" | WⓈ70-WG | 18 lbs |

Each single swing gate kit includes:
 (2) Gate Ends / 1.25" sq. | (2) Frame Hinges / Female / 1.25" sq.
 (2) Post Hinges / Male / 2" sq. | (1) Latch Fork / 2" | (1) Latch Collar / 1.25"

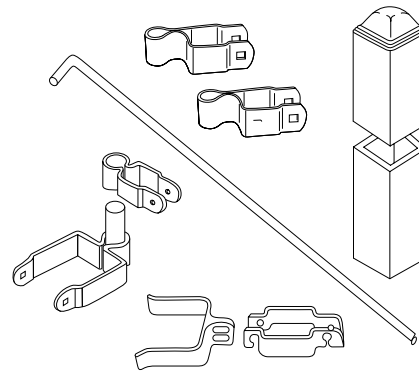
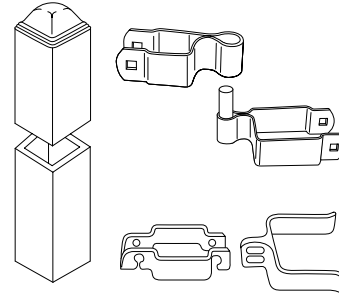
DOUBLE SWING GATE KIT

| PANEL HEIGHT | GATE END LENGTH | ITEM NUMBER | WEIGHT |
|--------------|-----------------|-------------|--------|
| 4' | 46" | WⓈ46-DD | 32 lbs |
| 5' | 58" | WⓈ58-DD | 36 lbs |
| 6' | 70" | WⓈ70-DD | 40 lbs |

Each double swing gate kit includes:
 (4) Gate Ends / 1.25" sq. | (6) Frame Hinges / Female / 1.25" sq. | (1) Cane Bolt / 48"
 (4) Post Hinges / Male / 2" sq. | (1) Latch Fork / 1.25" | (1) Latch Collar / 1.25"

Ⓢ = COLOR OPTIONS AVAILABLE | **B** = Black | **N** = Bronze

Notes: Gate kits intended for use with Majestic flush bottom panels should be purchased one foot taller than panel height. Gates fabricated by welding gate ends to panel remnants are excluded from Ameristar's welded fence warranty.

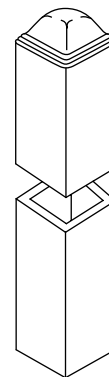


GATE ENDS

| LENGTH | ITEM NUMBER | BOX QTY | WEIGHT |
|-------------|-------------|---------|----------|
| 1.25" x 34" | HⓈ234 | 8 | 2.90 lbs |
| 1.25" x 40" | HⓈ240 | 8 | 3.45 lbs |
| 1.25" x 46" | HⓈ246 | 8 | 3.83 lbs |
| 1.25" x 48" | HⓈ248 | 8 | 4.00 lbs |
| 1.25" x 58" | HⓈ258 | 8 | 4.95 lbs |
| 1.25" x 59" | HⓈ259 | 8 | 5.05 lbs |
| 1.25" x 70" | HⓈ270 | 8 | 6.00 lbs |
| 1.25" x 71" | HⓈ271 | 8 | 6.30 lbs |

Ⓢ = COLOR OPTIONS AVAILABLE | **B** = Black | **N** = Bronze

Notes: 1.25" sq. PVC caps are included in box for each gate end



Effective: 01/01/18

MONTAGE®

**MONTAGE PLUS® | MONTAGE COMMERCIAL® | MONTAGE INDUSTRIAL® | MONTAGE II®
MONTAGE® | RESIDENTIAL ORNAMENTAL STEEL FENCE**

Effective: 01/01/18

TO PLACE YOUR ORDER CALL 888-333-3422 | VISIT AMERISTARFENCE.COM

**AMERISTAR®
ASSA ABLOY**



Effective: 01/01/18